






Successional change in species composition alters climate sensitivity of grassland productivity

Zheng Shi^{1,2}  | Yang Lin³ | Kevin R. Wilcox²  | Lara Souza²  | Lifan Jiang⁴ | Jiang Jiang⁵  | Chang Gyo Jung⁴  | Xia Xu¹ | Mengting Yuan^{2,6} | Xue Guo^{2,7} | Liyou Wu^{2,6} | Jizhong Zhou^{2,6,8,9} | Yiqi Luo⁴

¹Co-Innovation Center for Sustainable Forestry in Southern China, College of Biology and the Environment, Nanjing Forestry University, Nanjing, China

²Department of Microbiology & Plant Biology, University of Oklahoma, Norman, Oklahoma

³Department of Environmental Science, Policy, and Management, University of California, Berkeley, California

⁴Center for Ecosystem Science and Society, Northern Arizona University, Flagstaff, Arizona

⁵Key Laboratory of Soil and Water Conservation and Ecological Restoration in Jiangsu Province, Collaborative Innovation Center of Sustainable Forestry in Southern China of Jiangsu Province, Nanjing Forestry University, Nanjing, China

⁶Institute for Environmental Genomics, University of Oklahoma, Norman, Oklahoma

⁷School of Minerals Processing and Bioengineering, Central South University, Changsha, China

⁸State Key Joint Laboratory of Environment Simulation and Pollution Control, School of Environment, Tsinghua University, Beijing, China

⁹Earth and Environmental Sciences, Lawrence Berkeley National Laboratory, Berkeley, California

Correspondence

Zheng Shi, Co-Innovation Center for Sustainable Forestry in Southern China, College of Biology and the Environment, Nanjing Forestry University, Nanjing 210037, China
Email: zheng.shi@ou.edu

Funding information

This study is financially supported by the United States Department of Energy, Biological Systems Research on the Role of Microbial Communities in Carbon Cycling Program (DE-SC0004601 and DE-

Abstract

Succession theory predicts altered sensitivity of ecosystem functions to disturbance (i.e., climate change) due to the temporal shift in plant community composition. However, empirical evidence in global change experiments is lacking to support this prediction. Here, we present findings from an 8-year long-term global change experiment with warming and altered precipitation manipulation (double and halved amount). First, we observed a temporal shift in species composition over 8 years, resulting in a transition from an annual C₃-dominant plant community to a perennial C₄-dominant plant community. This successional transition was independent of any experimental treatments. During the successional transition, the response of above-ground net primary productivity (ANPP) to precipitation addition magnified from neutral to +45.3%, while the response to halved precipitation attenuated substantially from -17.6% to neutral. However, warming did not affect ANPP in either state. The findings further reveal that the time-dependent climate sensitivity may be regulated by successional change in species composition, highlighting the importance of vegetation dynamics in regulating the response of ecosystem productivity to precipitation change.

KEYWORDS

anthropogenic perturbation, biotic competition, long-term experiment, manipulative experiment, succession

SC0010715), by the US National Science Foundation (NSF) (DEB 0743778, DEB 0840964, DBI 0850290, and EPS 0919466), and by the Office of the Vice President for Research at the University of Oklahoma.

1 | INTRODUCTION

Long-term shift in the sensitivity of ecosystem functions to climatic change (Smith, Knapp, & Collins, 2009) has been widely supported with empirical evidence (Fu et al., 2015; Melillo et al., 2002; Piao et al., 2017; Wu, Dijkstra, Koch, & Hungate, 2012; Yvon-Durocher, Hulatt, Woodward, & Trimmer, 2017). Multiple mechanisms have been proposed for causing the altered climate sensitivity of ecosystem functions. Among them are organism acclimation (Bradford et al., 2008; Crowther & Bradford, 2013; Smith, Malyshev, Shevliakova, Kattge, & Dukes, 2016), substrate depletion (Luo, Wan, Hui, & Wallace, 2001; Melillo et al., 2002), nutrient and species diversity loss (Wu et al., 2012) underlying the dampened sensitivity over time; and species compositional change responsible for the amplified sensitivity over time (Wilcox, Blair, Smith, & Knapp, 2016; Xu et al., 2015). Ecological theory also predicts that ecosystem responses to perturbation (such as climate change) vary with successional states (Odum, 1969) and dynamic vegetation composition driven by succession may modulate ecosystem responses to climate change.

Cross-site experiments have suggested that plant communities at different successional states respond differently to climate change. Kröel-Dulay et al. (2015) showed that plant species richness and composition were responsive to experimental warming or drought in three early successional European shrublands, but were resistant in mature shrubland ecosystems, along a large climatic gradient. Similarly, Grime et al. (2000) reported that plant community biomass and composition in an early successional fertile limestone grassland showed greater responses to experimental warming and drought than those in a late-successional infertile grassland. These findings suggest that differences in plant functional groups, resulting from differences in species composition, along successional states be a key underlying mechanism for the differential responses to climate change. However, climatic and edaphic variables often covary with the successional states in these cross-site experiments, which make these conclusions and the role of functional groups in regulating climate sensitivity elusive.

Old field succession is a form of secondary, ecological succession occurring on abandoned agricultural land. As the old field succession proceeds, the plant communities differ in several ways. Early successional communities consist of annual weedy grasses and forbs such as ragweed (*Ambrosia*) and crabgrass (*Digitaria*), and the following communities at a later stage are dominated primarily by perennial bunch grasses replacing the annual pioneer species (Booth, 1941; Davidson, 1993). Major mechanisms driving the succession are known to be resource limitation through which changes in nitrogen

availability alter species competition, and aboveground vertebrate grazing (Bardgett & Wardle, 2003; Davidson, 1993; Pickett, Collins, & Armesto, 1987). In addition, shift in plant functional group (e.g., C_3 and C_4 photosynthetic pathways) may be associated with the successional change due to the possible change in nitrogen availability (Ellery, Ellery, & Verhagen, 1992). In contrast, disturbance such as herbivory, grazing and fire may sometimes delay vegetation succession and thus maintain plant community at the earlier successional stage (Davidson, 1993).

Physiological properties of plant functional groups may determine ecosystem responses to climate change. For example, species with C_4 photosynthetic pathways are typically more sensitive to warming and better adapted to dry conditions than species with C_3 photosynthetic pathways (Ehleringer, Cerling, & Helliker, 1997; Lambers, Chapin, & Pons, 1998). The ecological advantage of C_4 over C_3 species under warmer temperature and drought is due to the fact that C_4 photosynthesis has a highly efficient CO_2 pump that elevates CO_2 concentration in the bundle sheath cell (Lambers et al., 1998). Findings from global change experiments (Hoover, Knapp, & Smith, 2014; Morgan et al., 2011; Niu, Sherry, Zhou, Wan, & Luo, 2010; Taylor et al., 2014; Wilcox, Von Fischer, Muscha, Petersen, & Knapp, 2015), isotope data analyses (Ehleringer et al., 1997; Von Fischer, Tieszen, & Schimel, 2008), and large-scale model predictions (Cramer et al., 2001; Epstein et al., 2002) have demonstrated that in general (a) climate warming favors C_4 plant species over C_3 , (b) drought adversely affects C_3 plant species over C_4 species, and (c) increased precipitation enhances C_4 plant growth to a greater magnitude than C_3 plant growth due to higher photosynthetic water use efficiency (Knapp & Medina, 1999; Lambers et al., 1998). However, the physiological differences between the two functional groups may not translate simply into ecological responses due to the indirect effects by climate change. For example, altered soil moisture by climate change can have an indirect effect on plant growth and therefore may counteract the physiological response of plant functional groups (Mueller et al., 2016); altered plant phenology and biotic competition by climate change may also add another level of complexity to the overall ecosystem responses (Niu & Wan, 2008; Reyes-Fox et al., 2014; Shi et al., 2015). For example, warming-induced advancement of spring phenology for certain species may have a positive influence on their competitive ability (Parmesan, 2007).

Here, we leverage an 8-year (2009–2016) global change experiment in a grassland in central Oklahoma, USA where plant dominance of the ecosystem shifted from C_3 to C_4 species after the removal of grazing. This experiment was a factorial manipulation of

temperature (+3°C) using infrared heaters and precipitation (halved and double amount) using rainout facility (Xu et al., 2016). Using this unique opportunity, we investigate whether the magnitude of responses of ecosystem productivity to climate change treatments (warming and altered precipitation regime) vary with successional states and whether shift in plant functional group composition can explain the temporal variation in these responses. Previous studies at this experimental site showed a lack of climate change effect on productivity in a relative short term (Xu et al., 2016). Taking advantage of all the 8-year data and a successional change in species composition, we show altered climate sensitivity of aboveground net primary productivity (ANPP) in the two distinct compositional states of plant functional groups. Specifically, we hypothesized that due to the temporal shift in functional group composition (a) the effects of precipitation and warming treatments on ANPP would change through time, (b) the positive responses of ANPP to warming and double precipitation would amplify, and (c) the negative response of ANPP to halved precipitation would dampen over time.

2 | MATERIALS AND METHODS

2.1 | Study site

The experiment was conducted in a grassland on the Kessler Atmospheric and Ecological Field Station in central Oklahoma, USA (34°59'N, 97°31'W). The study site is an abandoned field from cropping. In 2008, we installed fencing around the experimental site to exclude large ungulate grazers; previously, this site had been grazed by cattle at moderate intensities for 40 years until 2008 (Xu et al., 2016). The grassland was dominated by C₃ grass *Bromus japonicus* Thunb., C₃ forbs *Ambrosia trifida*, *Apocynum* sp., *Solanum carolinense*, *Vernonia baldwinii*, *Securigera varia*, *Euphorbia dentate*, and C₄ grass *Tridens flavus*, *Sorghum halepense*. Mean annual temperature was 16.3°C with a monthly mean temperature of 4.4°C in January and 27.7°C in July, and mean annual precipitation is 914 mm (Oklahoma Climatological Survey, Norman, OK, USA). The soil texture class is loam with 51% of sand, 35% of silt and 13% of clay. The soil bulk density is 1.2 g/cm³. The concentrations of soil organic matter and total N are 1.9% and 0.1%, respectively.

2.2 | Experimental design

The experiment used a paired factorial design with manipulation of air temperature and precipitation (Xu, Sherry, Niu, Li, & Luo, 2013; Xu et al., 2016). There were two levels for warming: ambient temperature and elevated temperature, and three levels for precipitation: ambient precipitation, double precipitation (2 × ambient) and halved precipitation (1/2 ambient). There were four random blocks, and within each there was one experimental plot (size 2.5 m × 3.5 m) for each factorial combination of warming and precipitation treatments (N = 24). For the warming treatment, the experimental plot was subjected to continuously warming by an infrared heater (100 W/m²; Kalglo Electronics Inc, Bethlehem, PA, USA) hung 1.5 m

above the ground in July 2009, while the other plot, equipped with a 'dummy' heater, served as a control. The distance between the warmed and control plots was approximately 5 m. For precipitation treatments, we applied a year-round rainfall-collection-redistribution device as described by Zhou, Sherry, An, Wallace, and Luo (2006) with the same area of the plot to double precipitation and a rainout facility as described by Yahdjian and Sala (2002) to halve precipitation. In brief, the rainout facility design is a fixed-location facility with a roof (3.66 m × 3 m) consisting of 18 strips (3.66 m long, 8.25 cm wide, 2.5 mm thick) of transparent acrylic which can block about half of the rainfall while minimally affecting other environmental variables. The lower side of the rainout facility tilts toward the prevailing upwind direction. The middle of the roof is 1.5 m tall. Each 2.5 m × 3.5 m plot is divided into two 2.5 m × 1.75 m subplots. Plants were clipped in the southern 2.5 m × 1.75 m subplots which are at the opposite site of the prevailing upwind direction. Lateral water movement was prevented by inserting fiberglass sheet into the ground to a depth of 120 cm. In the control plots, we installed 'dummy' frames of the rain facility. Therefore, the six treatments are control (ambient) temperature and control precipitation (CC), control temperature and double precipitation (CD), control temperature and halved precipitation (CH), warming and control precipitation (WC), warming and double precipitation (WD), and warming and halved precipitation (WH).

2.3 | Soil temperature, soil water content, and precipitation measurements

Soil temperature was measured by thermocouples at a depth of 7.5 cm in the center of each plot. The thermocouples were connected to a CR10 datalogger (Campbell Scientific Inc., Logan, UT, USA) and recorded soil temperature every 15 min. Volumetric soil water content (v/v %) was measured once or twice a month using portable Time Domain Reflectometry equipment (Soil Moisture Equipment Corp., Santa Barbara, CA, USA) at a depth of 1–15 cm. Precipitation data were obtained from an Oklahoma Mesonet Station (Washington Station) located approximately 200 m away from our experimental site.

2.4 | Measurement of ANPP and its functional group biomass

Aboveground net primary productivity, separated into C₃ and C₄ species, was directly measured by annually clipping at peak biomass (usually in September) in each plot. The clipped biomass was oven-dried at 70°C for 48 hr and weighed to calculate ANPP and its functional group biomass.

2.5 | Statistical analyses

Before statistical analyses, the data were subjected to the Shapiro–Wilk test for normality and to the Levene's test for homogeneity of variance. We used repeated-measures analysis of variance (ANOVA)

to examine the main and interactive effects on soil temperature, soil water content, ANPP and its functional group biomass with warming and precipitation as main effects, year as the repeated factor, and block as a random effect. Multiple comparisons were conducted based on estimates of least square means to explore the difference among the three precipitation scenarios.

Linear regression was used to detect linear trends in C_3 and C_4 biomass, and to identify the relationship between C_3 and C_4 biomass. A general mixed-effect model was constructed with warming as the fixed factor and covarying variables including annual mean air temperature, annual precipitation and annual mean functional composition (i.e., C_4 proportion) across time to explore the drivers of the interannual variability in the natural log response ratio ($\ln rr$) of ANPP to precipitation treatments. All statistical analyses were conducted in SAS v.8.1 (SAS Institute Inc., Cary, NC, USA).

3 | RESULTS

3.1 | Environmental conditions

Mean annual air temperature over the experimental period (2009–2016) was 16.5°C with the range of 15.3–17.9°C and mean annual precipitation was 911 mm with the range of 549–1,605 mm (Figure S1). There were no temporal trends in annual air temperature and annual precipitation over the 8-year experimental period (Figure S1). Warming and precipitation treatments had substantial effects on soil temperature and water content (Figure 1; Table S1). Eight-year warming increased soil temperature by 3°C on average and decreased soil water content by ca. 1.3% (absolute) with significant effect starting from 2013 (Figure 1a; Table S1). Halved precipitation significantly increased soil temperature by 0.6°C; precipitation treatments affected soil water content such that double precipitation increased soil water content by ca. 1% (absolute) and halved precipitation decreased soil water content by ca. 0.6% (absolute) with significant effect starting from 2012 (Figure 1b; Table S1). Warming and precipitation treatments did not interact to affect soil temperature or soil water content.

3.2 | Temporal change in functional group biomass and composition

From 2009 to 2016, C_3 biomass gradually decreased ($F_{1,190} = 136.9$, $p < 0.0001$, $R^2 = 0.42$), and C_4 biomass increased ($F_{1,190} = 37.45$, $p < 0.0001$, $R^2 = 0.16$) to compensate the loss of C_3 biomass in the control plots (Figure 2a). These trends in functional group biomass were independent of warming (Figure S2) or precipitation treatments (Figure S3). An abrupt change in functional group composition occurred in 2014 (Figure 2b). As a result, there were two distinct states of functional group composition through time: a C_3 -dominated state from 2009 to 2013 (proportion of C_3 biomass: 71.0% on average over the 5 years) and a C_4 -dominated

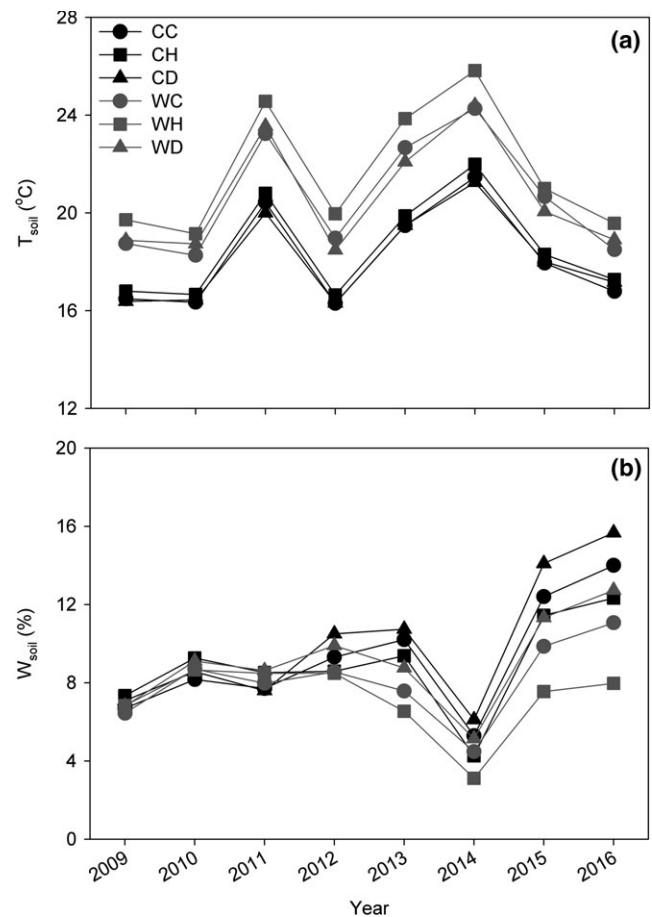


FIGURE 1 Responses of soil temperature (ST) and volumetric soil water content (SWC) to climate change within 2009–2016. Standard errors were omitted for clarity. Eight-year warming increased soil temperature by 3°C on average, and halved precipitation significantly increased soil temperature by 0.6°C (a). Warming decreased soil water content by ca. 1.3% (absolute) with significant effect starting from 2013. Precipitation treatments affected soil water content with double precipitation increasing soil water content by ca. 1% (absolute) and halved precipitation decreasing soil water content by ca. 0.6% (absolute) with significant effects starting from 2012 (b). Warming and precipitation change did not interact to affect soil temperature or soil water content. The six treatments are control (ambient) temperature and control precipitation (CC), control temperature and double precipitation (CD), control temperature and halved precipitation (CH), warming and control precipitation (WC), warming and double precipitation (WD), and warming and halved precipitation (WH). See Table S1 for statistics

state from 2014 to 2016 (proportion of C_4 biomass: 78.3% on average over the 3 years) (Figure 2b). C_3 biomass is negatively associated with C_4 biomass in all the experimental plots ($F_{1,190} = 77.67$, $p < 0.0001$, $R^2 = 0.29$; Figure 3). A typical old field successional change in species composition was associated with the functional group shift. The community transitioned from annual weedy grasses (e.g., *Bromus japonicus*) and annual forbs (e.g., *Ambrosia trifida*) to mostly perennial bunchgrass (e.g., *Tridens flavus* and *Sorghum halepense*).

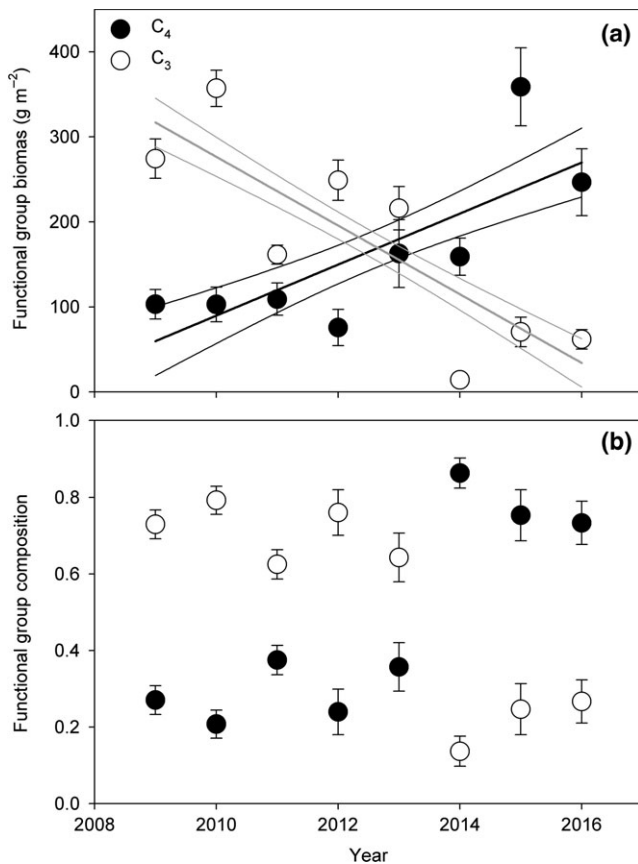


FIGURE 2 Temporal trends in functional group biomass and composition. C_3 biomass (open circles) decreased linearly over time ($F_{1,190} = 136.9$, $p < 0.0001$, $R^2 = 0.42$) and C_4 biomass (solid circles) increased linearly over time ($F_{1,190} = 37.45$, $p < 0.0001$, $R^2 = 0.16$); gray and black lines show linear fit with 95% confidence interval (a); C_3 (open circles) and C_4 proportion (solid circles) showed a drastic shift in 2014, with a sharp decrease in C_3 proportion and increase in C_4 proportion (b). Each point represents mean and standard error of the mean across all control experimental plots ($n = 4$)

3.3 | Responses of total ANPP and functional group biomass to climate change

Given the compositional state shift in the two functional groups, we evaluated the effects of precipitation and warming treatments on ANPP and the functional group biomass (i.e., C_3 and C_4) in the two states within 2009–2013 and 2014–2016, respectively. Double precipitation did not affect ANPP in the first compositional state (C_3 -dominated community), but increased ANPP by an average of 45.3% in the second compositional state (C_4 -dominated community; Figure 4a,b; Table 1). Halved precipitation reduced total ANPP in the first compositional state by an average of 17.6% yet did not affect ANPP in the second compositional state (Figure 4c,d; Table 1). Warming did not affect ANPP in either of the two compositional states (Figure 4e,f; Table 1). Furthermore, mixed-effect model showed that $C_4\%$ is a major factor accounting for the interannual variation in the natural log response ratio of ANPP ($\ln rr$) to altered precipitation (double precipitation: $F_{1,53} = 7.28$, $p = 0.009$; halved precipitation: $F_{1,53} = 3.02$, $p = 0.088$; Table 2).

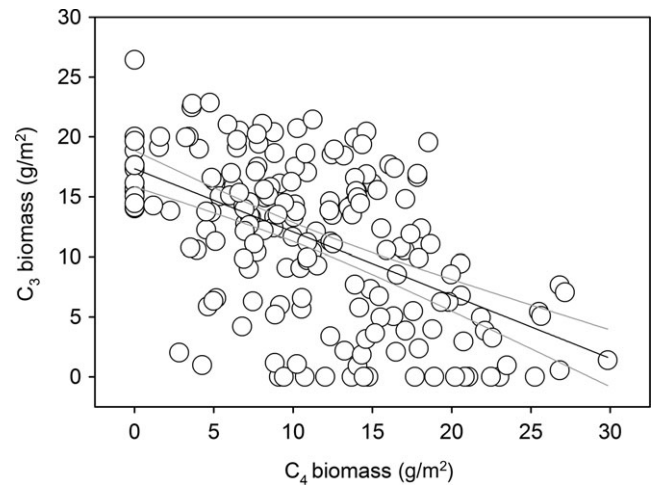


FIGURE 3 The correlation between functional group biomass. The negative correlation between C_3 biomass and C_4 biomass ($F_{1,190} = 77.67$, $p < 0.0001$, $R^2 = 0.29$) was observed. The original data were square-rooted. Data in all treatments were included within 2009–2016 ($n = 192$). Gray line shows linear fit with 95% confidence interval

We also examined how the two functional groups responded to climate change in the two compositional states. In the first state (2009–2013), double precipitation increased C_4 plant growth by 31.3% on average ($p = 0.036$) but did not affect C_3 biomass ($p = 0.19$; Figure 5; Table 1); halved precipitation decreased C_3 biomass with a marginal significance by 21.7% on average ($p = 0.07$) but did not affect C_4 biomass ($p = 0.64$; Figure 5; Table 1); warming did not influence either C_3 or C_4 biomass (Table 1). In the second state (2014–2016), double precipitation increased C_4 biomass by 69.6% on average ($p = 0.001$; Figure 6a), but surprisingly reduced C_3 plant growth by 75.6% in the C_4 -dominated community in the wettest year (i.e., 2015; Figure 6b; Table 1); halved precipitation did not have an impact on either C_3 or C_4 biomass (Figure 6b; Table 1); warming enhanced C_3 plant growth by 162% times in the wettest year (Figure 6c; Table 1).

4 | DISCUSSION

4.1 | Successional change in plant community

Our findings reveal the compositional state shift in the two plant functional groups over the eight experimental years. The studied temperate grassland transitioned from a C_3 -dominant to a C_4 -dominant system. The temporal trends in C_4 and C_3 biomass may be explained by the removal of the disturbance, that is, grazing (Knapp & Medina, 1999; Koerner et al., 2014). The recent enclosure in 2008 has kept the experimental site from herbivore grazing, which weakens the top down effects on the plant community (Koerner et al., 2014; Post & Pedersen, 2008; Suttle, Thomsen, & Power, 2007) and thus shifts the plant community from one state to another, a successional change. Specifically, C_3 -dominated communities in the early state were mostly composed of annual forbs, including *Ambrosia*

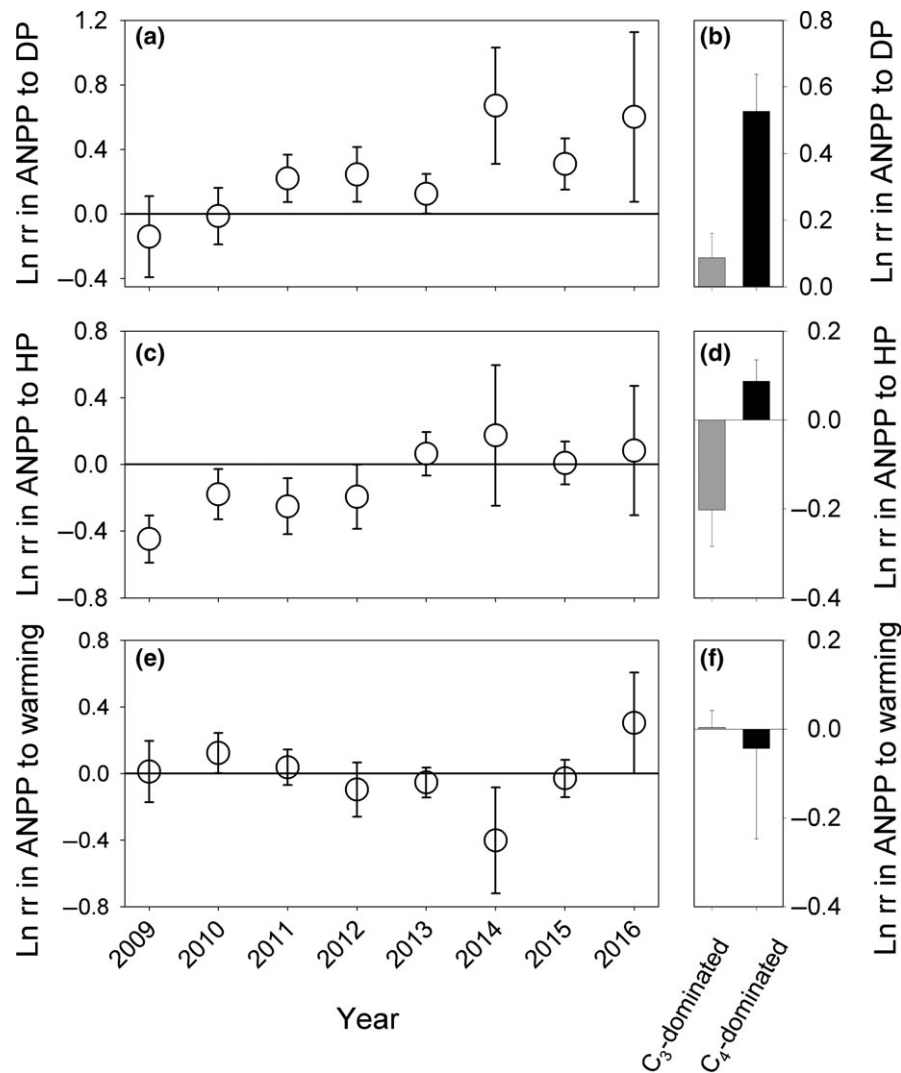


FIGURE 4 Long-term shift in the natural log response ratio of aboveground net primary productivity (ANPP) to climate change. Interannual variation in natural log response ratio (Ln rr) of ANPP to DP, double precipitation (a) showed significant difference between the two compositional states (b), interannual variation in Ln rr of ANPP to HP, halved precipitation (c) showed significant difference between the two compositional states (d), and interannual variation in Ln rr of ANPP to warming (e) showed no difference between the two compositional states (f). Each point represents mean and standard error of the mean across replicates ($n = 8$ for precipitation treatments and $n = 12$ for warming treatment). Note that the C_3 -dominated community was within 2009–2013 and the C_4 -dominated community was within 2014–2016. See Table 1 for statistical results

TABLE 1 Results (p values with F values in the brackets) of repeated-measures ANOVA for the responses of aboveground net primary productivity (ANPP), C_3 biomass and C_4 biomass to warming (W), altered precipitation (PPT), year and their interactions within 2009–2013 (C_3 -dominated) and 2014–2016 (C_4 -dominated), respectively. p Values smaller than 0.05 are in bold

	C_3 -dominant			C_4 -dominant				
	df	ANPP	C_3	C_4	df	ANPP	C_3	C_4
W	1, 15	0.903 (0.02)	0.382 (0.81)	0.386 (0.80)	1, 15	0.802 (0.06)	0.045 (4.77)	0.294 (1.18)
PPT	2, 15	0.011 (6.13)	0.175 (1.96)	0.031 (4.41)	2, 15	0.011 (6.23)	0.066 (3.28)	0.001 (11.18)
W × PPT	2, 15	0.193 (1.84)	0.133 (2.32)	0.622 (0.49)	2, 15	0.590 (0.55)	0.690 (0.38)	0.723 (0.33)
Year	4, 72	<0.001 (11.35)	<0.001 (18.32)	0.038 (2.69)	2, 36	<0.001 (23.00)	<0.001 (14.50)	<0.001 (10.89)
W × Year	4, 72	0.516 (0.82)	0.726 (0.51)	0.643 (0.63)	2, 36	0.755 (0.28)	0.014 (4.86)	0.887 (0.12)
PPT × Year	8, 72	0.625 (0.78)	0.206 (1.41)	0.987 (0.22)	4, 36	0.913 (0.24)	0.024 (3.19)	0.684 (0.57)
W × PPT × Year	8, 72	0.850 (0.50)	0.401 (1.06)	0.876 (0.47)	4, 36	0.341 (1.17)	0.343 (1.16)	0.482 (0.89)

TABLE 2 Effects of warming (W), proportion of C₄ biomass (C₄%), annual precipitation (PPT), and annual mean temperature (T_{air}) on the natural log response ratio of aboveground net primary productivity (Ln rr) under double precipitation and halved precipitation treatments

Effect	df	F value	Pr > F
Ln rr, double precipitation			
W	1, 6	1.66	0.245
C ₄ %	1, 53	7.28	0.009
PPT	1, 53	1.03	0.315
T _{air}	1, 53	0.21	0.650
Ln rr, halved precipitation			
W	1, 6	0.32	0.594
C ₄ %	1, 53	3.02	0.088
PPT	1, 53	0.03	0.872
T _{air}	1, 53	0.14	0.711

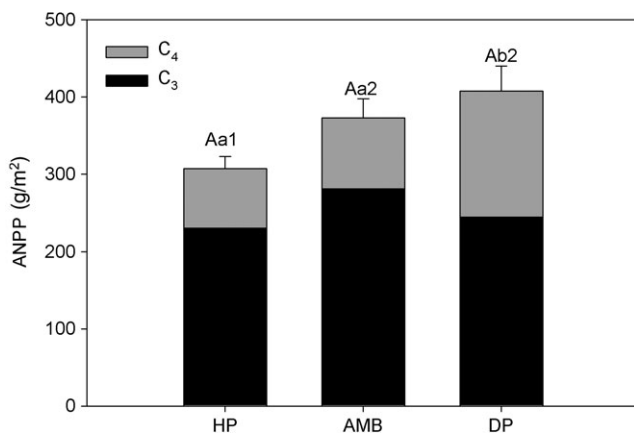


FIGURE 5 Responses of total aboveground net primary productivity (ANPP) and biomass of the functional groups to climate change within 2009–2013. Different letters or numbers represent significant difference among treatments at $\alpha = 0.05$. Uppercases are for C₃ biomass, lowercases are for C₄ biomass and numbers are for total ANPP. *p* Values for the multiple comparisons in ANPP between the three precipitation treatments are (AMB vs. DP: 0.25; AMB vs. HP: 0.04; DP vs. HP: 0.0036); comparisons in C₃ biomass (AMB vs. DP: 0.19; AMB vs. HP: 0.07; DP vs. HP: 0.59); comparisons in C₄ biomass (AMB vs. DP: 0.036; AMB vs. HP: 0.64; DP vs. HP: 0.014). AMB is ambient precipitation, DP is double precipitation, and HP is halved precipitation. Gray bars are C₄ biomass, and black bars are C₃ biomass. See Table 1 for statistical results

trifida (giant ragweed), *Solanum carolinense* (horsenettle), and *Euphorbia dentate* (toothed spurge), which were all weedy and generally unpalatable plant species. Removal of grazing released the dominant palatable C₄ grasses, including *Tridens flavus* (Purpletop) and the invasive *Sorghum halepense* (Johnson grass) from herbivore control with consequent spread.

The community shift from annual weedy grass (e.g., *Bromus japonicus*) and annual forbs (e.g., *Ambrosia trifida*) to mostly perennial bunch grass (e.g., *Tridens flavus* and *Sorghum halepense*) is consistent

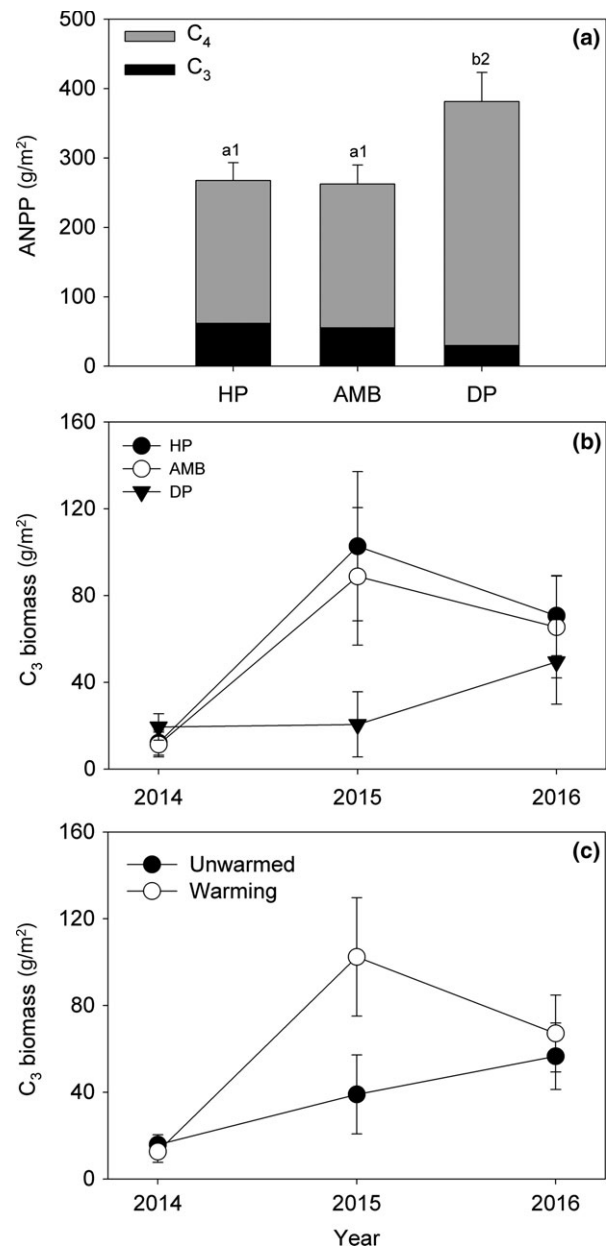


FIGURE 6 Responses of total aboveground net primary productivity (ANPP) and biomass of the functional groups to climate change within 2014–2016. *p* Values for the multiple comparisons in ANPP between the three precipitation treatments are (AMB vs. DP: 0.007; AMB vs. HP: 0.89; DP vs. HP: 0.0092); comparisons in C₄ biomass (AMB vs. DP: 0.001; AMB vs. HP: 0.96; DP vs. HP: 0.0009). Double precipitation increased ANPP through positive effect on C₄ biomass (a, gray bars are C₄ biomass and black bars are C₃ biomass). In panel a, different letters or numbers represent significant difference among treatments at $\alpha = 0.05$. Lowercases are for C₄ biomass and numbers are for total ANPP. Double precipitation decreased C₃ biomass in 2015 (b) and warming increased C₃ biomass in 2015, the wettest year (c). In panel (a), AMB is ambient precipitation, DP is double precipitation, and HP is halved precipitation; in panel (b), solid circles represent halved precipitation, open circles are ambient precipitation, and triangles are double precipitation. In panel (c), open circles represent warming, and solid circle represent unwarmed treatment. See Table 1 for statistical results

with other studies in grassland succession (Booth, 1941; Odum Eugene, 1960; Perino & Risser, 1972). For example, reduced foliage herbivory resulted in large increases in perennial grass growth and reduction in forb abundance (Brown & Gange, 1992). The fact that the same C_3 species are still dominating the plant community nearby under ambient conditions (i.e., grazed condition), and that an adjacent long-term experimental site which was fenced from grazing for over four decades features a C_4 -dominated community (Shi et al., 2016), indirectly supporting the grazing mechanism. The negative correlation between C_3 biomass and C_4 biomass further reveals possible antagonistic interaction at the functional group level, which can explain the opposite temporal trends in C_3 versus C_4 biomass. Another mechanism could also account for the temporal trend in functional group is that the removal of grazing may reduce soil nitrogen availability (Mcneil & Cushman, 2005) and lead to dominance of C_4 plant species, which can utilize nitrogen more efficiently than C_3 species (Lambers et al., 1998). And it could also just be a release from grazers that preferentially choose the C_4 grasses over the less desirable C_3 forbs.

In addition, the abrupt shift from C_3 dominance to C_4 dominance during the study period happened in year 2014 which was extremely dry in terms of annual rainfall and soil water content. The sudden change in the compositional state suggests that the extreme dry year might have accelerated the rate of the successional change. This hypothesis is consistent with the result that halved precipitation treatment negatively affects the C_3 functional group. Besides dry year 2014, the wet years of 2015 and 2016 may have favored C_4 perennials over C_3 annuals. Without the extreme years, the plant community may have slowly converged to this C_4 -dominated state, and this succession was sped up by an extreme event.

4.2 | Responses of ANPP to climate change: long-term shift and associated mechanisms

We expected long-term shift in the responses of ANPP to climate change due to the documented transition from C_3 - to C_4 -dominated plant community (Langley & Megonigal, 2010; Morgan et al., 2011; Zelikova et al., 2014). Consistent with our prediction, amplified response of ANPP to double precipitation and dampened response of ANPP to halved precipitation were observed.

In the first compositional state (dominated by C_3 species), drought reduced ANPP through adversely influencing C_3 biomass and double precipitation increased C_4 biomass, as predicted by physiology. It could also be because C_3 species as annuals and C_4 species as perennials had differential sensitive to precipitation change. However, the increase in C_4 biomass was not proportionally enough to make a significant impact on the total ANPP. The strong competition between C_3 and C_4 in double precipitation treatment may account for a lack of response in ANPP to double precipitation in the first state. The findings are partially consistent with meta-analyses (Wilcox et al., 2017; Wu, Dijkstra, Koch, Penuelas, & Hungate, 2011) which report positive and negative responses of ANPP to increased and decreased precipitation, respectively.

Altered sensitivity of ANPP to precipitation change in the second compositional state (dominated by C_4 species) in our study supports long-term shift in precipitation sensitivity (Smith et al., 2009; Wilcox et al., 2016). Double precipitation greatly increased the ANPP by enhancing C_4 biomass. Yet, halved precipitation did not reduce ANPP, which likely results from the well adaptations of the dominant C_4 plant species to dry conditions (Ehleringer et al., 1997; Epstein et al., 2002). In contrast to our expectation, halved precipitation did not affect C_3 biomass in the C_4 -dominated community, possibly due to the fact that dry conditions may reduce interspecific competition (Kardol et al., 2010) and alleviate the pressure on C_3 from C_4 . Unexpected is also that increased precipitation reduced C_3 plant growth (Wilcox et al., 2017; Wu et al., 2011) in the C_4 -dominated community in the wettest year (year 2015), likely due to the biotic competition with C_4 species that benefited from increased precipitation, highlighting the interactive nature of mechanisms that regulate climate sensitivity of ecosystem functions. In addition, C_3 species in this study are mostly annuals which are weak competitors compared to perennials.

We also predicted that the plant community in the second compositional state (C_4 dominated) would show greater positive response to warming given that C_4 plants are considered to be better adapted to warmer climates (Morgan et al., 2011) than C_3 herbaceous plants. Instead, warming did not affect ANPP in either of the two states. The neutral response of ANPP to warming in the C_3 -dominated community may be explained by the limited change in soil water content induced by warming and the relative insensitivity of C_3 plants in our studied community to warming; while the lack of response to warming and warming-caused desiccation in the C_4 -dominated community may be explained by the fact that C_4 species are well adapted to drought. This finding is consistent with the results from a semiarid mixed-grass prairie showing that ANPP was unaffected by 4 years of warming (Morgan et al., 2011). A similar finding was also reported in an old field plant community, where warming did not affect the ANPP of the C_3 -dominated system (Hoepfner & Dukes, 2012). In terms of individual responses of plant functional groups, warming did not affect C_3 or C_4 biomass in the first compositional state (C_3 -dominant community). However, warming enhanced C_3 plant growth in the wettest year (2015) when the community was dominated by C_4 species. This supports that warming is likely to interact with extreme rainfall condition to exert impact on plant growth water availability (Jentsch, Kreyling, & Beierkuhnlein, 2007; Smith et al., 2009).

Previous research has demonstrated various temporal trends in climate sensitivity of ecosystem functions. Amplified trends of soil C fluxes to warming was observed in both terrestrial (Xu et al., 2015) and aquatic ecosystems (Yvon-Durocher et al., 2017); attenuated trends of ecosystem functions such as (aboveground net primary productivity) ANPP and soil respiration to warming were also found in both grassland (Wu et al., 2012) and forest ecosystems (Melillo et al., 2002). So were the lack of temporal trends to climate change (Mueller et al., 2016; Zelikova et al., 2014; Zhu, Chiariello, Tobeck, Fukami, & Field, 2016). Results of this study showed all possible

scenarios of the altered sensitivity of ecosystem productivity to long-term climate change: amplified sensitivity to increased precipitation, dampened sensitivity to decreased precipitation, and lack of response to warming over time. In contrast to previous identified mechanisms, we found strong evidence that successional change in plant community was the contributing mechanism behind both the amplified and dampened responses.

Overall, the altered sensitivity of ANPP to precipitation change and the lack of response of ANPP to long-term warming highlight the predominant role of water availability in driving grassland ecosystem responses. The primary role of water—not temperature—is consistent with a global climate sensitivity study, in which precipitation sensitivity is predominant in grassland ecosystems (Seddon, Macias-Fauria, Long, Benz, & Willis, 2016). In addition, the diverse responses of plant functional group biomass to climate change suggest that, besides plant physiology, there are other dominant factors such as biotic competition moderating long-term ecosystem responses, emphasizing the complexity of ecosystem responses to climate change.

Our findings have significant implications for understanding the linkage between plant community and ecosystem functioning in the context of long-term climate change. First, altered climate sensitivity with transition in the functional group composition highlights the importance of understanding the mechanisms underlying such a compositional state shift and the significance of involving vegetation dynamics in predicting future carbon state. Second, if climate change would affect species composition in the future (Cramer et al., 2001; Ehleringer et al., 1997; Epstein et al., 2002), shift in species composition could in turn act as a long-term feedback to alter the ecosystem responses to climate change. In addition, long-term climate change experiments in early successional systems are essential for understanding the changes in strength and direction of ecosystem responses to climate change (Kröel-Dulay et al., 2015).

ACKNOWLEDGEMENTS

We thank many laboratory members for their help with field work.

AUTHOR CONTRIBUTIONS

Y.L. designed the experiments. Z.S., K.W., L.J., J.J., C.J., X.X., M.Y., and X.G. collected the data. Z.S., Y.L., and K.W. performed data analyses. All authors contributed to the writing and discussions.

COMPETING INTERESTS

The authors declare that they have no competing interests.

ORCID

Zheng Shi  <http://orcid.org/0000-0002-5067-9977>

Kevin R. Wilcox  <http://orcid.org/0000-0001-6829-1148>

Lara Souza  <http://orcid.org/0000-0001-6005-8667>

Jiang Jiang  <http://orcid.org/0000-0001-5058-8664>

Chang Gyo Jung  <http://orcid.org/0000-0002-9845-7732>

REFERENCES

- Bardgett, R. D., & Wardle, D. A. (2003). Herbivore-mediated linkages between aboveground and belowground communities. *Ecology*, *84*, 2258–2268. <https://doi.org/10.1890/02-0274>
- Booth, W. E. (1941). Revegetation of abandoned fields in Kansas and Oklahoma. *American Journal of Botany*, *28*, 415–422. <https://doi.org/10.1002/j.1537-2197.1941.tb07989.x>
- Bradford, M. A., Davies, C. A., Frey, S. D., Maddox, T. R., Melillo, J. M., Mohan, J. E., ... Wallenstein, M. D. (2008). Thermal adaptation of soil microbial respiration to elevated temperature. *Ecology Letters*, *11*, 1316–1327. <https://doi.org/10.1111/j.1461-0248.2008.01251.x>
- Brown, V. K., & Gange, A. C. (1992). Secondary plant succession: How is it modified by insect herbivory? *Vegetatio*, *101*, 3–13. <https://doi.org/10.1007/BF00031910>
- Cramer, W., Bondeau, A., Woodward, F. I., Prentice, I. C., Betts, R. A., Brovkin, V., & Young-Molling, C. (2001). Global response of terrestrial ecosystem structure and function to CO₂ and climate change: Results from six dynamic global vegetation models. *Global Change Biology*, *7*, 357–373. <https://doi.org/10.1046/j.1365-2486.2001.00383.x>
- Crowther, T. W., & Bradford, M. A. (2013). Thermal acclimation in widespread heterotrophic soil microbes. *Ecology Letters*, *16*, 469–477. <https://doi.org/10.1111/ele.12069>
- Davidson, D. W. (1993). The effects of herbivory and granivory on terrestrial plant succession. *Oikos*, *68*, 23–35. <https://doi.org/10.2307/3545305>
- Ehleringer, J. R., Cerling, T. E., & Helliker, B. R. (1997). C₄ photosynthesis, atmospheric CO₂, and climate. *Oecologia*, *112*, 285–299. <https://doi.org/10.1007/s004420050311>
- Ellery, K., Ellery, W. N., & Verhagen, B. T. (1992). The distribution of C₃ and C₄ plants in a successional sequence in the Okavango Delta. *South African Journal of Botany*, *58*, 400–402. [https://doi.org/10.1016/S0254-6299\(16\)30829-8](https://doi.org/10.1016/S0254-6299(16)30829-8)
- Epstein, H. E., Gill, R. A., Paruelo, J. M., Lauenroth, W. K., Jia, G. J., & Burke, I. C. (2002). The relative abundance of three plant functional types in temperate grasslands and shrublands of North and South America: Effects of projected climate change. *Journal of Biogeography*, *29*, 875–888. <https://doi.org/10.1046/j.1365-2699.2002.00701.x>
- Fu, Y. H., Zhao, H., Piao, S., Peaucelle, M., Peng, S., Zhou, G., ... Janssens, I. A. (2015). Declining global warming effects on the phenology of spring leaf unfolding. *Nature*, *526*, 104–107. <https://doi.org/10.1038/nature15402>
- Grime, J. P., Brown, V. K., Thompson, K., Masters, G. J., Hillier, S. H., Clarke, I. P., ... KIELTY, J. P. (2000). The response of two contrasting limestone grasslands to simulated climate change. *Science*, *289*, 762–765. <https://doi.org/10.1126/science.289.5480.762>
- Hoeppepner, S. S., & Dukes, J. S. (2012). Interactive responses of old-field plant growth and composition to warming and precipitation. *Global Change Biology*, *18*, 1754–1768. <https://doi.org/10.1111/j.1365-2486.2011.02626.x>
- Hoover, D. L., Knapp, A. K., & Smith, M. D. (2014). Resistance and resilience of a grassland ecosystem to climate extremes. *Ecology*, *95*, 2646–2656. <https://doi.org/10.1890/13-2186.1>
- Jentsch, A., Kreyling, J., & Beierkuhnlein, C. (2007). A new generation of climate-change experiments: Events, not trends. *Frontiers in Ecology and the Environment*, *5*, 365–374. [https://doi.org/10.1890/1540-9295\(2007\)5\[365:ANGOCE\]2.0.CO;2](https://doi.org/10.1890/1540-9295(2007)5[365:ANGOCE]2.0.CO;2)

- Kardol, P., Campany, C. E., Souza, L., Norby, R. J., Weltzin, J. F., & Classen, A. T. (2010). Climate change effects on plant biomass alter dominance patterns and community evenness in an experimental old-field ecosystem. *Global Change Biology*, *16*, 2676–2687. <https://doi.org/10.1111/j.1365-2486.2010.02162.x>
- Knapp, A., & Medina, E. (1999). Success of C4 photosynthesis in the field: Lessons from communities dominated by C4 plants. In R. F. Sage & R. K. Monson (Eds.), *C4 plant biology* (vol. 4, pp. 251–283). San Diego, CA: Academic Press. <https://doi.org/10.1016/B978-012614440-6/50009-4>
- Koerner, S. E., Burkepile, D. E., Fynn, R. W. S., Burns, C. E., Eby, S., Govender, N., ... Smith, M. D. (2014). Plant community response to loss of large herbivores differs between North American and South African savanna grasslands. *Ecology*, *95*, 808–816. <https://doi.org/10.1890/13-1828.1>
- Kröel-Dulay, G., Ransijn, J., Schmidt, I. K., Beier, C., De Angelis, P., de Dato, G., ... Penuelas, J. (2015). Increased sensitivity to climate change in disturbed ecosystems. *Nature Communications*, *6*, 6682. <https://doi.org/10.1038/ncomms7682>
- Lambers, H., Chapin, F. S., & Pons, T. L. (1998). Photosynthesis, respiration, and long-distance transport. In *Plant physiological ecology* (pp. 10–153). New York, NY: Springer New York. <https://doi.org/10.1007/978-1-4757-2855-2>
- Langley, J. A., & Meconigal, J. P. (2010). Ecosystem response to elevated CO2 levels limited by nitrogen-induced plant species shift. *Nature*, *466*, 96–99. <https://doi.org/10.1038/nature09176>
- Luo, Y. Q., Wan, S. Q., Hui, D. F., & Wallace, L. L. (2001). Acclimatization of soil respiration to warming in a tall grass prairie. *Nature*, *413*, 622–625. <https://doi.org/10.1038/35098065>
- Mcneil, S. G., & Cushman, J. H. (2005). Indirect effects of deer herbivory on local nitrogen availability in a coastal dune ecosystem. *Oikos*, *110*, 124–132. <https://doi.org/10.1111/j.0030-1299.2005.13686.x>
- Melillo, J. M., Stuedler, P. A., Aber, J. D., Newkirk, K., Lux, H., Bowles, F. P., ... Morriseau, S. (2002). Soil warming and carbon-cycle feedbacks to the climate system. *Science*, *298*, 2173–2176. <https://doi.org/10.1126/science.1074153>
- Morgan, J. A., Lecain, D. R., Pendall, E., Blumenthal, D. M., Kimball, B. A., Carrillo, Y., ... West, M. (2011). C-4 grasses prosper as carbon dioxide eliminates desiccation in warmed semi-arid grassland. *Nature*, *476*, 202–206. <https://doi.org/10.1038/nature10274>
- Mueller, K. E., Blumenthal, D. M., Pendall, E., Carrillo, Y., Dijkstra, F. A., Williams, D. G., ... Morgan, J. A. (2016). Impacts of warming and elevated CO2 on a semi-arid grassland are non-additive, shift with precipitation, and reverse over time. *Ecology Letters*, *19*, 956–966. <https://doi.org/10.1111/ele.12634>
- Niu, S. L., Sherry, R. A., Zhou, X. H., Wan, S. Q., & Luo, Y. Q. (2010). Nitrogen regulation of the climate-carbon feedback: Evidence from a long-term global change experiment. *Ecology*, *91*, 3261–3273. <https://doi.org/10.1890/09-1634.1>
- Niu, S. L., & Wan, S. Q. (2008). Warming changes plant competitive hierarchy in a temperate steppe in northern China. *Journal of Plant Ecology*, *1*, 103–110. <https://doi.org/10.1093/jpe/rtn003>
- Odum, E. P. (1969). The strategy of ecosystem development. *Science*, *164*, 262–270. <https://doi.org/10.1126/science.164.3877.262>
- Odum Eugene, P. (1960). Organic production and turnover in old field succession. *Ecology*, *41*, 34–49. <https://doi.org/10.2307/1931937>
- Parmesan, C. (2007). Influences of species, latitudes and methodologies on estimates of phenological response to global warming. *Global Change Biology*, *13*, 1860–1872. <https://doi.org/10.1111/j.1365-2486.2007.01404.x>
- Perino, J. V., & Risser, P. G. (1972). Some aspects of structure and function in Oklahoma old-field succession. *Bulletin of the Torrey Botanical Club*, *99*, 233–239. <https://doi.org/10.2307/2484608>
- Piao, S., Liu, Z., Wang, T., Peng, S., Ciais, P., Huang, M., ... Tans, P. P. (2017). Weakening temperature control on the interannual variations of spring carbon uptake across northern lands. *Nature Climate Change*, *7*, 359–363. <https://doi.org/10.1038/nclimate3277>
- Pickett, S. T. A., Collins, S. L., & Armesto, J. J. (1987). Models, mechanisms and pathways of succession. *The Botanical Review*, *53*, 335–371. <https://doi.org/10.1007/BF02858321>
- Post, E., & Pedersen, C. (2008). Opposing plant community responses to warming with and without herbivores. *Proceedings of the National Academy of Sciences of the United States of America*, *105*, 12353–12358. <https://doi.org/10.1073/pnas.0802421105>
- Reyes-Fox, M., Steltzer, H., Trlica, M. J., McMaster, G. S., Andales, A. A., Lecain, D. R., & Morgan, J. A. (2014). Elevated CO2 further lengthens growing season under warming conditions. *Nature*, *510*, 259–262. <https://doi.org/10.1038/nature13207>
- Seddon, A. W. R., Macias-Fauria, M., Long, P. R., Benz, D., & Willis, K. J. (2016). Sensitivity of global terrestrial ecosystems to climate variability. *Nature*, *531*, 229–232. <https://doi.org/10.1038/nature16986>
- Shi, Z., Sherry, R., Xu, X., Hararuk, O., Souza, L., Jiang, L., ... Luo, Y. (2015). Evidence for long-term shift in plant community composition under decadal experimental warming. *Journal of Ecology*, *103*, 1131–1140. <https://doi.org/10.1111/1365-2745.12449>
- Shi, Z., Xu, X., Souza, L., Wilcox, K., Jiang, L., Liang, J., ... Luo, Y. (2016). Dual mechanisms regulate ecosystem stability under decade-long warming and hay harvest. *Nature Communications*, *7*, 11973. <https://doi.org/10.1038/ncomms11973>
- Smith, M. D., Knapp, A. K., & Collins, S. L. (2009). A framework for assessing ecosystem dynamics in response to chronic resource alterations induced by global change. *Ecology*, *90*, 3279–3289. <https://doi.org/10.1890/08-1815.1>
- Smith, N. G., Malyshev, S. L., Shevliakova, E., Kattge, J., & Dukes, J. S. (2016). Foliar temperature acclimation reduces simulated carbon sensitivity to climate. *Nature Climate Change*, *6*, 407–411. <https://doi.org/10.1038/nclimate2878>
- Suttle, K. B., Thomsen, M. A., & Power, M. E. (2007). Species interactions reverse grassland responses to changing climate. *Science*, *315*, 640–642. <https://doi.org/10.1126/science.1136401>
- Taylor, S. H., Ripley, B. S., Martin, T., De-Wet, L.-A., Woodward, F. I., & Osborne, C. P. (2014). Physiological advantages of C4 grasses in the field: A comparative experiment demonstrating the importance of drought. *Global Change Biology*, *20*, 1992–2003. <https://doi.org/10.1111/gcb.12498>
- Von Fischer, J. C., Tieszen, L. L., & Schimel, D. S. (2008). Climate controls on C3 vs. C4 productivity in North American grasslands from carbon isotope composition of soil organic matter. *Global Change Biology*, *14*, 1141–1155. <https://doi.org/10.1111/j.1365-2486.2008.01552.x>
- Wilcox, K. R., Blair, J. M., Smith, M. D., & Knapp, A. K. (2016). Does ecosystem sensitivity to precipitation at the site-level conform to regional-scale predictions? *Ecology*, *97*, 561–568.
- Wilcox, K. R., Shi, Z., Gherardi, L. A., Lemoine, N. P., Koerner, S. E., Hoover, D. L., ... Luo, Y. (2017). Asymmetric responses of primary productivity to precipitation extremes: A synthesis of grassland precipitation manipulation experiments. *Global Change Biology*, *23*, 4376–4385. <https://doi.org/10.1111/gcb.13706>
- Wilcox, K. R., Von Fischer, J. C., Muscha, J. M., Petersen, M. K., & Knapp, A. K. (2015). Contrasting above- and belowground sensitivity of three Great Plains grasslands to altered rainfall regimes. *Global Change Biology*, *21*, 335–344. <https://doi.org/10.1111/gcb.12673>
- Wu, Z. T., Dijkstra, P., Koch, G. W., & Hungate, B. A. (2012). Biogeochemical and ecological feedbacks in grassland responses to warming. *Nature Climate Change*, *2*, 458–461. <https://doi.org/10.1038/nclimate1486>
- Wu, Z. T., Dijkstra, P., Koch, G. W., Penuelas, J., & Hungate, B. A. (2011). Responses of terrestrial ecosystems to temperature and precipitation change: A meta-analysis of experimental manipulation. *Global Change Biology*, *17*, 927–942. <https://doi.org/10.1111/j.1365-2486.2010.02302.x>

- Xu, X., Sherry, R. A., Niu, S., Li, D., & Luo, Y. (2013). Net primary productivity and rain-use efficiency as affected by warming, altered precipitation, and clipping in a mixed-grass prairie. *Global Change Biology*, *19*, 2753–2764. <https://doi.org/10.1111/gcb.12248>
- Xu, X., Shi, Z., Chen, X., Lin, Y., Niu, S., Jiang, L., ... Luo, Y. (2016). Unchanged carbon balance driven by equivalent responses of production and respiration to climate change in a mixed-grass prairie. *Global Change Biology*, *22*, 1857–1866. <https://doi.org/10.1111/gcb.13192>
- Xu, X., Shi, Z., Li, D., Zhou, X., Sherry, R. A., & Luo, Y. (2015). Plant community structure regulates responses of prairie soil respiration to decadal experimental warming. *Global Change Biology*, *21*, 3846–3853. <https://doi.org/10.1111/gcb.12940>
- Yahdjian, L., & Sala, O. E. (2002). A rainout shelter design for intercepting different amounts of rainfall. *Oecologia*, *133*, 95–101. <https://doi.org/10.1007/s00442-002-1024-3>
- Yvon-Durocher, G., Hulatt, C. J., Woodward, G., & Trimmer, M. (2017). Long-term warming amplifies shifts in the carbon cycle of experimental ponds. *Nature Climate Change*, *7*, 209–213. <https://doi.org/10.1038/nclimate3229>
- Zelikova, T. J., Blumenthal, D. M., Williams, D. G., Souza, L., Lecain, D. R., Morgan, J., & Pendall, E. (2014). Long-term exposure to elevated CO₂ enhances plant community stability by suppressing dominant plant species in a mixed-grass prairie. *Proceedings of the National Academy of Sciences of the United States of America*, *111*, 15456–15461. <https://doi.org/10.1073/pnas.1414659111>
- Zhou, X., Sherry, R. A., An, Y., Wallace, L. L., & Luo, Y. (2006). Main and interactive effects of warming, clipping, and doubled precipitation on soil CO₂ efflux in a grassland ecosystem. *Global Biogeochemical Cycles*, *20*, GB1003. <https://doi.org/10.1029/2005GB002526>
- Zhu, K., Chiariello, N. R., Tobeck, T., Fukami, T., & Field, C. B. (2016). Nonlinear, interacting responses to climate limit grassland production under global change. *Proceedings of the National Academy of Sciences of the United States of America*, *113*, 10589–10594.

SUPPORTING INFORMATION

Additional supporting information may be found online in the Supporting Information section at the end of the article.

How to cite this article: Shi Z, Lin Y, Wilcox KR, et al. Successional change in species composition alters climate sensitivity of grassland productivity. *Glob Change Biol*. 2018;24:4993–5003. <https://doi.org/10.1111/gcb.14333>