

RESEARCH ARTICLE

Nitrogen use strategy drives interspecific differences in plant photosynthetic CO₂ acclimation

Erqian Cui¹  | Jianyang Xia¹  | Yiqi Luo² 

¹Zhejiang Tiantong Forest Ecosystem National Observation and Research Station, Center for Global Change and Coastal Ecosystems, Institute of Eco-Chongming, School of Ecological and Environmental Sciences, East China Normal University, Shanghai, China

²School of Integrative Plant Science, Cornell University, Ithaca, New York, USA

Correspondence

Jianyang Xia, Zhejiang Tiantong Forest Ecosystem National Observation and Research Station, Center for Global Change and Coastal Ecosystems, Institute of Eco-Chongming, School of Ecological and Environmental Sciences, East China Normal University, Shanghai, China. Email: jyxia@des.ecnu.edu.cn

Funding information

Shanghai Key Laboratory for Urban Ecological Processes and Eco-Restoration, Grant/Award Number: SHUES2021B03; The Fellowship of China Postdoctoral Science Foundation, Grant/Award Number: 2022T150216; Shanghai Pilot Program for Basic Research, Grant/Award Number: TQ20220102

Abstract

Rising atmospheric CO₂ concentration triggers an emergent phenomenon called plant photosynthetic acclimation to elevated CO₂ (PAC). PAC is often characterized by a reduction in leaf photosynthetic capacity (A_{sat}), which varies dramatically along the continuum of plant phylogeny. However, it remains unclear whether the mechanisms responsible for PAC are also different across plant phylogeny, especially between gymnosperms and angiosperms. Here, by compiling a dataset of 73 species, we found that although leaf A_{sat} increased significantly from gymnosperms to angiosperms, there was no phylogenetic signal in the PAC magnitude along the phylogenetic continuum. Physio-morphologically, leaf nitrogen concentration (N_m), photosynthetic nitrogen-use efficiency (PNUE), and leaf mass per area (LMA) dominated PAC for 36, 29, and 8 species, respectively. However, there was no apparent difference in PAC mechanisms across major evolutionary clades, with 75% of gymnosperms and 92% of angiosperms regulated by the combination of N_m and PNUE. There was a trade-off between N_m and PNUE in driving PAC across species, and PNUE dominated the long-term changes and inter-specific differences in A_{sat} under elevated CO₂. These findings indicate that nitrogen-use strategy drives the acclimation of leaf photosynthetic capacity to elevated CO₂ across terrestrial plant species.

KEYWORDS

elevated CO₂, nitrogen acquisition, nitrogen utilization, photosynthetic acclimation, plant phylogeny

1 | INTRODUCTION

Terrestrial vegetation absorbs a considerable proportion of anthropogenic CO₂ emissions through photosynthesis and plays a vital role in stabilizing the climate system (Chen et al., 2022; Friedlingstein et al., 2022). There is compelling evidence that terrestrial photosynthesis largely depends on the coexistence of diverse plant species in the ecosystems (Chen et al., 2018; Liang et al., 2016). Recently, satellite- and ground-based evidence point to an atmospheric CO₂-induced increase in terrestrial photosynthesis (Haverd et al., 2020; Wang et al., 2020). In the long term, however, plants growing at

elevated CO₂ often fail to sustain the initial stimulation of photosynthetic capacity (A_{sat}), a process known as photosynthetic acclimation to elevated CO₂ (PAC; Gunderson & Wullschleger, 1994; Halpern et al., 2019; Luo et al., 1994). In recent decades, numerous studies have investigated photosynthetic acclimation in elevated CO₂ experiments and provided extensive data sets to understand PAC for various species. The magnitude of photosynthetic acclimation varies widely, ranging from positive to negative among functional groups (Lee et al., 2001, 2011; Medlyn et al., 1999). However, the mechanisms responsible for such sizeable interspecific divergence in the extent and pattern of PAC are not well understood, effectively

limiting projections of future terrestrial photosynthesis (Ainsworth & Long, 2005; Dusenage et al., 2020).

Photosynthetic acclimation to elevated CO₂ reflects a combination of adjustments in leaf biochemical and morphological traits (Ainsworth & Rogers, 2007; Luo et al., 1994). The classical photosynthetic biochemical model of Farquhar et al. (1980) has discussed the mechanistic basis of leaf nitrogen limitation on photosynthetic characteristics. Then leaf photosynthetic characteristics are commonly fitted as a function of leaf nitrogen per unit leaf area (N_a; Field, 1983; Harley et al., 1992). Therefore, photosynthetic capacity can be jointly determined by leaf nitrogen concentration (N_m) and leaf dry mass per area (LMA), where N_a = N_m × LMA (Luo et al., 1994). For plants grown in nitrogen-limiting soils, the magnitude of PAC is often tightly coupled to the reduction in N_m under elevated CO₂ concentration (Crous et al., 2010; Warren et al., 2015). The decreased N_m has frequently been attributed to dilution by carbohydrate accumulation, progressive nitrogen limitation, and excessive demands for nitrogen to support plant growth (Feng et al., 2015; Kitaoka et al., 2016; Luo et al., 2004). In addition, PAC is also accompanied by increased leaf mass per area (LMA) under elevated CO₂ concentration. This morphological change involves increased nonstructural carbohydrates storage, leaf thickness, and mesophyll tissue, partially compensating for the decreased photosynthetic capacity limited by N_m (Gardiner et al., 2009; Wang et al., 2022; Yin, 2002).

Meanwhile, many empirical studies have shown that the relationship between A_{sat} and N_a varies with the atmospheric CO₂ concentration (Crous et al., 2008; Peterson, Ball, Luo, Field, Reich, et al., 1999). Therefore, photosynthetic capacity per unit leaf nitrogen, termed photosynthetic nitrogen-use efficiency (PNUE), has been considered another crucial biochemical trait to characterize PAC (Onoda et al., 2017). The optimal PNUE is constrained by available nitrogen and responds dynamically to environmental changes (Quebbeman & Ramirez, 2016). Free Air CO₂ Enrichment (FACE) experiments have shown various CO₂-induced shifts in PNUE among species (Leakey et al., 2009; Lee et al., 2011). Variation in PNUE indicates a flexible nitrogen allocation strategy of plants. To maximize photosynthesis under elevated CO₂, plants could reinvest leaf nitrogen from Rubisco to other photosynthetic processes limiting potential leaf-level photosynthesis (Ainsworth & Long, 2005; Ali et al., 2016; Byeon et al., 2021). Thus, we can quantitatively assess photosynthetic capacity via three leaf traits, i.e., N_m, LMA, and PNUE. However, this leaf nitrogen-based approach is necessarily empirical, yet it is unclear if the responses of these traits are reliable to predict PAC across species.

Understanding the long-term acclimation of photosynthetic capacity is crucial to assess the adaptation and survival of plants under climate change (Stotz et al., 2021). Evidence for phylogenetic trends in photosynthesis parameters among land plants has been widely reported, especially remarkable differences between gymnosperms and angiosperms (Flexas & Carríquí, 2020; Gago et al., 2019). Therefore, the acclimation of photosynthetic traits to

climate changes is expected to be constrained by evolutionary history (Valladares et al., 2007). Numerous studies have investigated phylogenetic constraints on the magnitude of trait acclimation. Some studies provide evidence for phylogenetic signals in trait acclimation (Kembel & Cahill, 2005; Shao et al., 2019), whereas others indicate phylogenetic-independent trait responses (Liu et al., 2022; Stotz et al., 2021; Sweeney et al., 2021). However, a sufficiently broad database has not systematically evaluated whether photosynthetic CO₂ acclimation is constrained by evolutionary history.

Nowadays, an emerging pool of photosynthetic traits is widening our knowledge of how leaf photosynthesis acclimates to rising CO₂ and its mechanisms vary across major clades of land plants (gymnosperms vs. angiosperms). Here, we combined an updated PAC model and a global dataset to quantify the mechanistically limiting factors underlying PAC. This global dataset fully considers leaf traits responsible for photosynthetic acclimation, including measurements of A_{sat}, N_m, LMA, and PNUE for the same species. The updated trait-based PAC framework allows us to quantify the relative contributions of N_m, LMA, and PNUE to photosynthetic acclimation. Variations in these three leaf traits reveal different PAC mechanisms, including nitrogen acquisition, leaf mass investment, and nitrogen utilization. Our primary goal was to examine three major questions: (1) if the photosynthetic CO₂ acclimation of plants is phylogenetically dependent; (2) if these photosynthetic traits are reliable to predict PAC across species; (3) whether the dominant trait driving photosynthetic CO₂ acclimation differ between gymnosperms and angiosperms.

2 | MATERIALS AND METHODS

2.1 | A trait-based PAC framework

Plants invest a large amount of leaf nitrogen in the photosynthetic machinery, resulting in a strong coupling of leaf nitrogen content and photosynthetic capacity (A_{sat} ∝ N_a, Kattge et al., 2009). Therefore, a traditional PAC model assumes that net changes in N_m and LMA can interact to affect photosynthetic capacity (Luo et al., 1994; Peterson, Ball, Luo, Field, Curtis, et al., 1999):

$$A_{\text{sat}} \propto N_m \times \text{LMA}. \quad (1)$$

The ratio of photosynthetic capacity to leaf nitrogen content has been defined as PNUE, another important biochemical trait to constrain PAC (Onoda et al., 2017). Then, the traditional PAC model can be quantitatively updated as:

$$A_{\text{sat}} = N_m \times \text{LMA} \times \text{PNUE}, \quad (2)$$

where N_m and PNUE reflect the biochemical capacity and LMA is an index of leaf morphology. Here, PNUE is added to explain the residue

in the traditional PAC model (Luo et al., 1994). This decomposition of A_{sat} allows us to investigate the relative importance of biogeochemical and morphological traits in regulating photosynthetic CO_2 acclimation.

2.2 | Data compilation

We assembled a global dataset from peer-reviewed publications to test the photosynthetic acclimation framework. Therefore, articles that meet the following criteria were included in our analysis: (1) The elevated CO_2 manipulation experiments should be performed at the species level; (2) To minimize publication bias caused by different data sources, the candidate articles should report measurements in A_{sat} , N_m , and LMA simultaneously on the same set of species for both ambient and elevated CO_2 (i.e., $a\text{CO}_2$ and $e\text{CO}_2$) grown individuals; (3) The variable A_{sat} refers to photosynthetic assimilation measured at saturated light and $e\text{CO}_2$ for both $a\text{CO}_2$ - and $e\text{CO}_2$ -grown plants. According to the above criteria, a dataset of 51 studies examining photosynthetic biochemistry was included in our analysis. For each study, raw data were obtained from tables directly or extracted from figures using GetData Graph Digitizer 2.24. Finally, a total of 73 species belonging to 22 families were recorded.

It has long been recognized that potential limitations of nutrient resources can affect plant photosynthetic acclimation to climate changes (Lee et al., 2001). Here, we also tested the effects of nitrogen availability on the magnitude of PAC and its primary mechanisms by compiling the experiments with both $e\text{CO}_2$ and nitrogen addition treatments. In total, 22 out of the 73 species are available to explain how plant PAC responds increased nitrogen supply (Table S1).

2.3 | Data analyses

PAC is generally determined by comparing the A_{sat} of $a\text{CO}_2$ - and $e\text{CO}_2$ -grown plants when both are measured at $e\text{CO}_2$ (Ghildiyal & Sharma-Natu, 2000; Pastore et al., 2019). A decreased A_{sat} after long-term exposure to $e\text{CO}_2$ is called downregulated acclimation, while the opposite response is called upregulated acclimation (Figure S1). Following Walker et al. (2021), we calculate a β -factor for each variable to make the $e\text{CO}_2$ effects comparable across studies:

$$\beta(x) = \ln(x_e / x_a) / \ln(e\text{CO}_2 / a\text{CO}_2), \quad (3)$$

where x_a and x_e are leaf traits for $a\text{CO}_2$ and $e\text{CO}_2$ -grown plants, and $\beta(x)$ refers to the acclimation strength of a trait x . Therefore, Equation 2 can be transformed to

$$\beta(A_{\text{sat}}) = \beta(N_m) + \beta(\text{LMA}) + \beta(\text{PNUE}). \quad (4)$$

This equation assumes that relative changes in $\beta(N_m)$, $\beta(\text{LMA})$, and $\beta(\text{PNUE})$ have additive effects on $\beta(A_{\text{sat}})$. In addition, the relative contributions of these three traits to explain photosynthetic CO_2 acclimation are calculated by normalizing their responses

$$R(x_i) = \frac{|\beta(x_i)|}{\sum_{i=1}^3 |\beta(x_i)|}, \quad (5)$$

where $R(x_i)$ refers to the relative contribution of a trait x_i to PAC.

In addition, we generated phylogenetic trees for the 73 species using *v.phylomaker*, an available R package that can generate phylogenies for vascular plants (Jin & Qian, 2019). The mega-tree used in *v.phylomaker* is the largest dated phylogeny for vascular plants. To explore the influence of evolutionary history on photosynthetic CO_2 acclimation, we tested the phylogenetic signal in the β -factor of leaf traits by estimating both Pagel's λ and Blomberg's K . Pagel's λ varies from 0 to 1, where $\lambda=0$ indicates no phylogenetic signal and $\lambda=1$ implies strong phylogenetic dependence (Pagel, 1999). K measures the extent to which a variable displays a phylogenetic signal, where $K=0$ indicates no phylogenetic dependence and $K>1$ indicates a stronger phylogenetic signal than expected under Brownian motion (Blomberg et al., 2003). Pagel's λ and Blomberg's K were calculated by using "phylosig" function in the R package *phytools* (Revell, 2012).

3 | RESULTS

3.1 | Acclimation of leaf photosynthetic capacity to $e\text{CO}_2$

Across all assessed species, we found that A_{sat} increased significantly from gymnosperms to angiosperms. Larger N_m and PNUE mainly lead to maximized A_{sat} along the plant phylogenetic continuum in angiosperms ($p < .05$, Figure 1a–d). In addition, photosynthetic acclimation was generally accompanied by a reduction in N_m and PNUE as well as an increase in LMA. However, there was no significant difference in photosynthetic CO_2 acclimation between gymnosperms and angiosperms ($p > .05$, Figure 1e–h). As shown in the phylogenetic tree, downregulation of photosynthetic capacity under $e\text{CO}_2$ was found in 60 species, while other 13 species showed upregulated acclimation (Figure 1i). Specifically, $\beta(A_{\text{sat}})$ ranged widely from -1.79 (*Lupinus perennis*) to 0.84 (*Cedrela odorata*), and the average acclimation of N_m , LMA, and PNUE were -0.40 , 0.22 , and -0.19 , respectively. By considering the interaction between CO_2 concentration and soil nitrogen availability, we found that the magnitude of plant PAC was not significantly affected by nitrogen addition (Figure S2).

To further determine if evolutionary history affects photosynthetic CO_2 acclimation, we examined the phylogenetic signal for trait acclimation by estimating Blomberg's K and Pagel's λ (Table S2). As a result, we found no significant phylogenetic signal in the effect of $e\text{CO}_2$ on A_{sat} , N_m , LMA, and PNUE ($K=0.06$ – 0.1 , all $p > .05$). In addition, the signals for Pagel's λ were very similar to those for Blomberg's K , and the results of these two metrics of phylogenetic signal together indicated that photosynthetic CO_2 acclimation was phylogenetically independent.

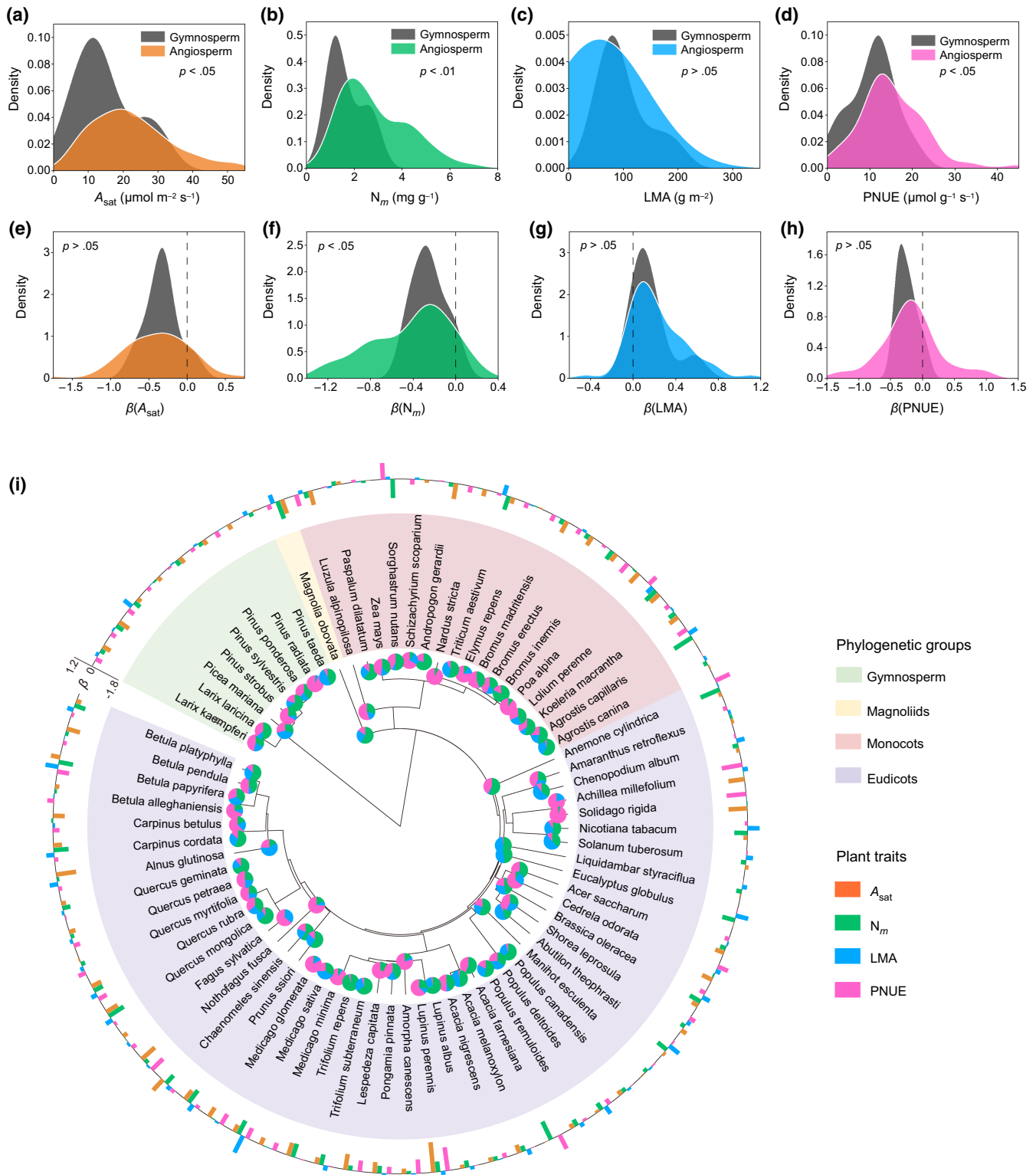


FIGURE 1 Acclimation of photosynthetic capacity to $e\text{CO}_2$ and its limiting traits. (a–h), Density curves representing the distribution of $e\text{CO}_2$ effect on leaf photosynthetic traits for gymnosperms and angiosperms. (i) Phylogenetic tree showing β value of N_m , LMA, and PNUE as well as their relative contributions to photosynthetic CO_2 acclimation. Phylogenetic groups are highlighted (gymnosperms, magnoliids, monocots, eudicots) with corresponding β values of N_m , LMA, and PNUE. The mini-bar charts are β values of N_m , LMA, and PNUE. The pie chart shows the relative contributions of N_m , LMA, and PNUE to photosynthetic CO_2 acclimation. A_{sat} , leaf photosynthetic capacity; LMA, leaf dry mass per area; N_m , leaf nitrogen concentration; PNUE, photosynthetic nitrogen-use efficiency. β -value refers to the acclimation strength of these traits.

3.2 | Major mechanisms underlying photosynthetic CO₂ acclimation

To better understand the mechanisms responsible for plant photosynthetic acclimation, we further quantified the relative contributions of N_m , LMA, and PNUE to photosynthetic CO₂ acclimation for each species. For example, the photosynthetic acclimation of *Bromus*, *Trifolium*, and *Agrostis* was consistently driven by N_m , while PNUE dominated the photosynthetic acclimation of Asteraceae. By comparison, the photosynthetic acclimation of Solanaceae was mainly driven by plasticity in LMA (Figure 1i). As shown in the ternary plot, acclimation of A_{sat} was dominated by N_m , LMA, and PNUE in 36, 8, and 29 species, respectively (Figure 2a). The above pattern indicated that the effect of LMA changes on most species was negligible. Meanwhile, there was no apparent difference in photosynthetic acclimation mechanisms across major evolutionary clades, with nearly 75% of gymnosperms and 92% of angiosperms regulated by the combination of N_m and PNUE. The averaged contributions of N_m , LMA, and PNUE across species were 0.40, 0.22, and 0.38, respectively (Figure 2b). Furthermore, it was worth noting that the primary mechanism responsible for PAC would be influenced by increased nitrogen supply and gradually become dominated by nitrogen utilization (Figure S3).

Further, we found that the relative contributions of N_m and PNUE were negatively related to one another (Figure 3a, $R^2 = .68$, $p < .01$). This emergent linear relationship indicates a trade-off

between plant nitrogen acquisition and utilization in driving PAC across species. In addition, the relative contributions of leaf traits were significantly affected by experimental duration (Figure 3b). The contributions of N_m ($R^2 = .10$, $p < .05$) and LMA ($R^2 = .15$, $p < .001$) decreased with increasing experimental duration. In contrast, the contributions of PNUE ($R^2 = .20$, $p < .001$) significantly increased with experimental duration and gradually became the dominant trait. These results highlighted the importance of nitrogen-use efficiency in driving photosynthetic CO₂ acclimation, especially for long-term CO₂ fertilization.

3.3 | Nitrogen-use efficiency drives interspecific differences in photosynthetic CO₂ acclimation

According to the previous PAC model, acclimation of interspecific differences in photosynthetic capacity was proportional to N_d and was, therefore, jointly controlled by relative changes in N_m and LMA. Here we showed that the magnitude of PAC was not always fitted to the response surface predicted by changes in N_m and LMA (Figure 4a). In the three-dimensional space, there were diverse deviations between the observed and predicted acclimation of photosynthetic capacity among species. Such a mismatch could be attributed to the dramatic plasticity in PNUE induced by eCO₂, with $\beta(\text{PNUE})$ varied from -1.40 (*Lupinus perennis*) to 0.99 (*Sorghastrum nutans*; Figure 1i).

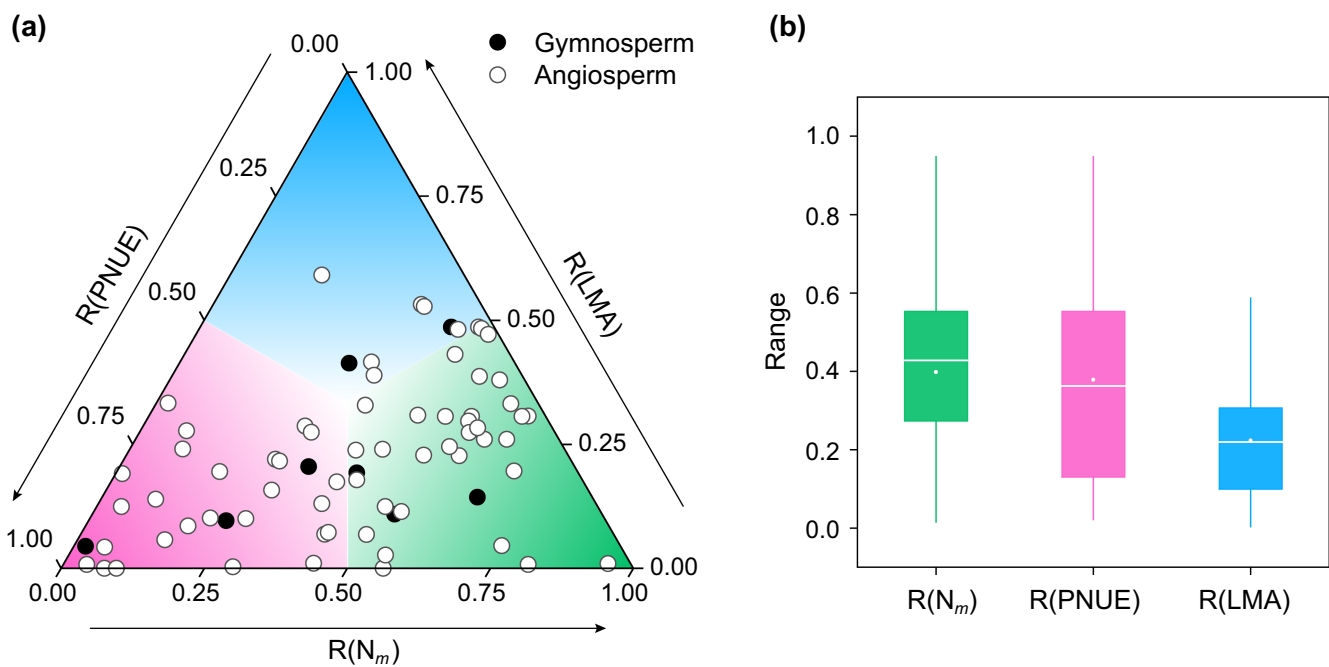


FIGURE 2 Relative contributions of N_m , LMA, and PNUE to photosynthetic CO₂ acclimation. (a) Ternary diagram shows the contributions of N_m , LMA, and PNUE to acclimation of photosynthetic capacity for 73 species. Gymnosperms and angiosperms are differentiated by closed and open circles. (b) Distribution of the contributions of N_m , LMA, and PNUE to photosynthetic CO₂ acclimation. For the boxplots: vertical bars are data ranges defined as $1.5 \times$ the inter-quartile range; horizontal lines within the boxes are median values; and the upper and lower bounds of the boxes are the third and first quartiles, respectively. LMA, leaf dry mass per area; N_m , leaf nitrogen concentration; PNUE, photosynthetic nitrogen-use efficiency. R -value refers to the relative contribution of these traits.

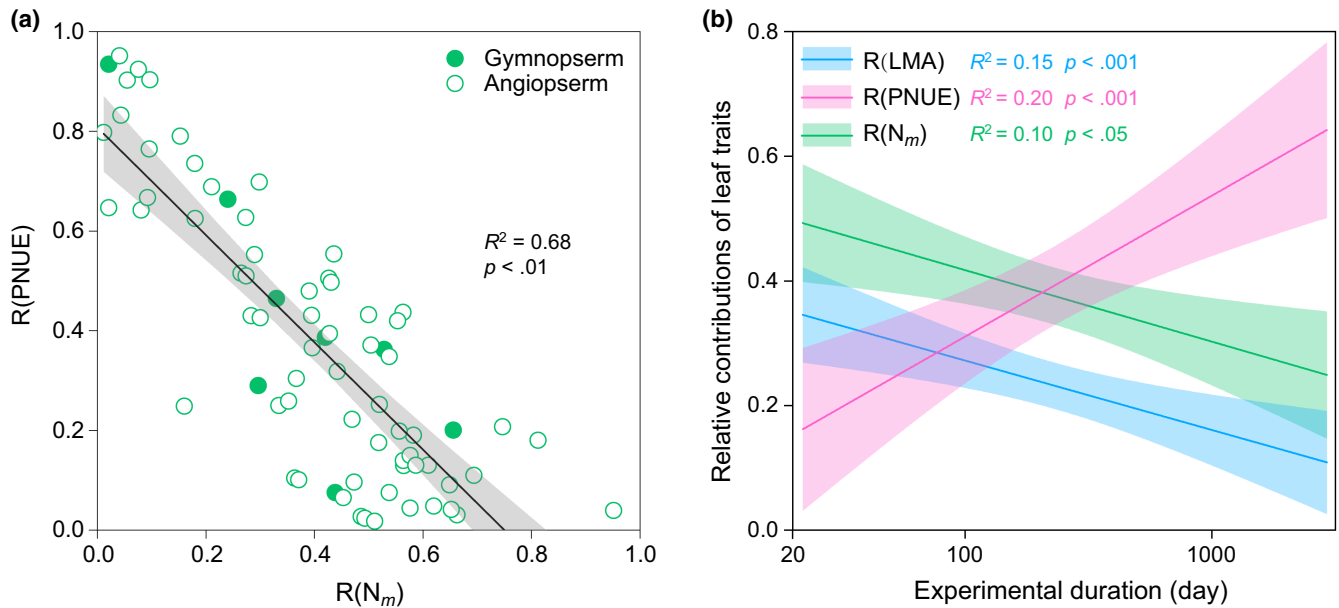


FIGURE 3 The trade-off between nitrogen acquisition and utilization in plant photosynthetic acclimation to CO_2 . (a) Relationships between contributions of N_m and PNUE to photosynthetic CO_2 acclimation. Gymnosperms and angiosperms are differentiated by closed and open circles. (b) Relative contributions of leaf traits depend on the duration of the experiments. LMA, leaf dry mass per area; N_m , leaf nitrogen concentration; PNUE, photosynthetic nitrogen-use efficiency. R -value refers to the relative contribution of these traits.

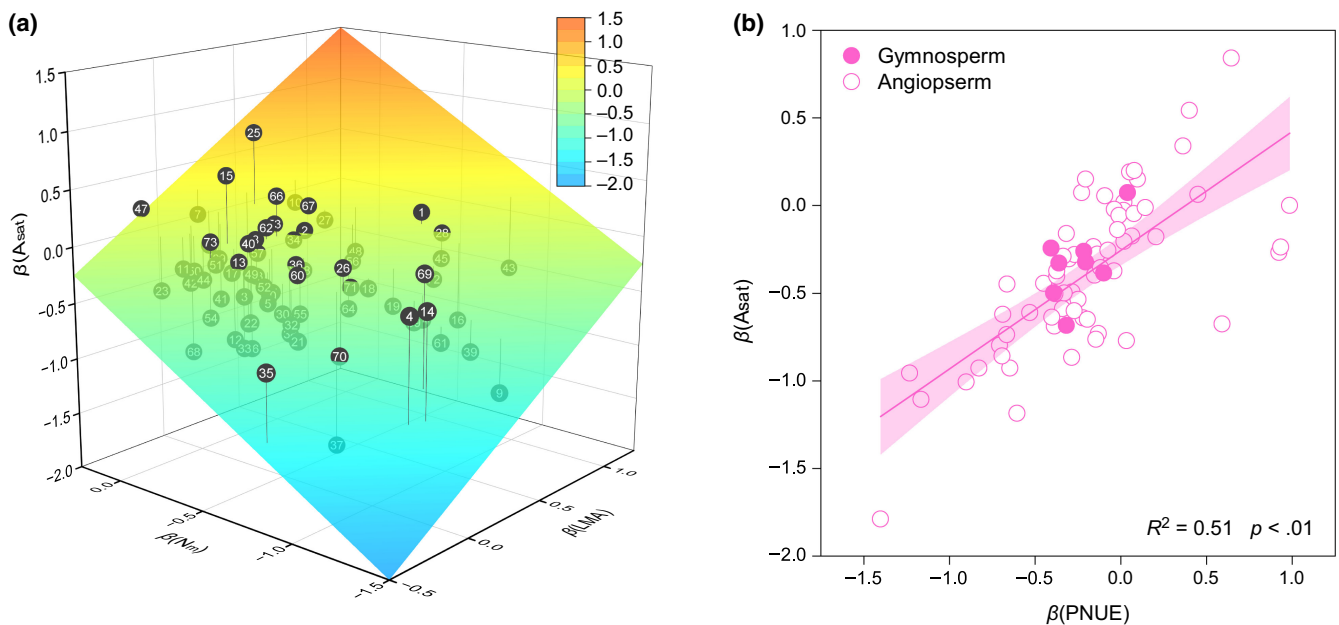


FIGURE 4 A framework for quantifying trait controls on interspecific differences in photosynthetic CO_2 acclimation. (a) Joint control of interspecific difference in A_{sat} by N_m and LMA according to the previous PAC model (Luo et al., 1994). The 3D response surface reflects changes in photosynthetic capacity predicted from relative changes in N_m and LMA, where $\beta(A_{\text{sat}}) = \beta(N_m) + \beta(\text{LMA})$. Vertical lines are added to show the difference between the observed and predicted response of photosynthetic capacity. The label for the circle corresponds to the serial number of species in Table S1. (b) Relationships between acclimation of A_{sat} and PNUE across the assessed 73 species. Gymnosperms and angiosperms are differentiated by closed and open circles. A_{sat} , leaf photosynthetic capacity; LMA, leaf dry mass per area; N_m , leaf nitrogen concentration; PNUE, photosynthetic nitrogen-use efficiency. β -value refers to the acclimation strength of these traits.

To illustrate the importance of PNUE in driving interspecific differences in photosynthetic CO_2 acclimation, we further quantified the relationships between the acclimation of A_{sat} and PNUE. As shown in Figure 4b, the response of leaf PNUE explained most of the

differences in photosynthetic CO_2 acclimation across the phylogeny ($R^2 = .51, p < .01$). Specifically, LMA and N_m could jointly explain 60% of the variation in A_{sat} across species, while interspecific differences in acclimation of A_{sat} were dominated by PNUE (68%, Figure S4).

4 | DISCUSSION

4.1 | Equally important of nitrogen acquisition and utilization for PAC

Plant nitrogen metabolism (e.g., acquisition and utilization) is an essential determinant of photosynthetic acclimation to $e\text{CO}_2$. The nitrogen limitation hypothesis contends that depletion of nitrogen availability after long-term exposure to $e\text{CO}_2$ constrains photosynthetic responses (Hungate et al., 2003; Luo et al., 2004). This nitrogen-acquisition-driven photosynthetic CO_2 acclimation has been interpreted by the consistent reduction in leaf nitrogen concentration and photosynthetic capacity at both leaf and ecosystem levels (Ainsworth & Long, 2005; Wang et al., 2020). In contrast, the least-cost optimality theory states that nitrogen utilization in leaves may be more important for regulating photosynthetic capacity under $e\text{CO}_2$ than leaf nitrogen concentration (Byeon et al., 2021; Smith & Keenan, 2020). The above hypotheses are usually considered independently and challenged by conflicting experimental evidence. To our knowledge, no study has examined the relative importance of nitrogen acquisition and utilization to photosynthetic acclimation in the same set of species.

Based on the updated PAC model (Luo et al., 1994), this study demonstrated that leaf nitrogen acquisition and utilization strategies are equally crucial for photosynthetic CO_2 acclimation (Figures 2 and 3). The trade-off between the relative contributions of N_m and PNUE can perfectly explain the reported contrasting acclimation responses. For example, many FACE experiments concluded that the down-regulation of photosynthetic capacity was governed by nitrogen-acquisition efficiency for low nitrogen availability plants (Terrer et al., 2018). However, responses of nitrogen-fixing bacteria associating species and fertilized species were well predicted by optimal nitrogen allocation theory, indicating a PNUE-driven photosynthetic acclimation (Smith & Keenan, 2020). Our findings suggest a need to revisit the mechanisms whereby leaf nitrogen economy drives photosynthetic acclimation in carbon-nitrogen coupled models.

4.2 | Trade-off between nitrogen acquisition and utilization along the duration of CO_2 fertilization

The study shows a lack of phylogenetic signal in leaf trait acclimation across the assessed species. This finding indicates that environmental factors are critical in determining photosynthetic acclimation mechanisms. Plant growth environment (nutrient resources) and experimental treatment (duration) are two critical factors affecting photosynthetic response (Cui et al., 2020). In this study, we found that short-term photosynthetic acclimation was mainly driven by a decrease in N_m , while long-term photosynthetic acclimation was largely dependent on PNUE adjustment (Figure 3b). The trade-off between nitrogen acquisition and utilization mechanisms in explaining photosynthetic CO_2 acclimation should be attributed to long-term biochemical feedback. At the initial stage of CO_2 fertilization,

leaf photosynthetic rates are often observed to be stimulated quickly (Ainsworth & Rogers, 2007). This response increases the plant's demand for nitrogen and stimulates the sequestration of nitrogen into long-lived plant tissues. The above processes can decrease soil nitrogen availability and serve as the core mechanisms limiting nitrogen acquisition, and further induce photosynthetic acclimation (Luo et al., 2004). In addition, nitrogen limitation often results in the accumulation of leaf nitrogen reallocation and subsequent adjustment of PNUE (Liberloo et al., 2007). Therefore, long-term photosynthetic acclimation would instead depend on such biochemical feedback.

By comparing results across different levels of nitrogen supply ($e\text{CO}_2$ and $e\text{CO}_2$ + nitrogen addition), we found that nitrogen addition did modestly alleviate the decrease of N_m while the magnitude of photosynthetic CO_2 acclimation was independent of nitrogen supply (Figure S2). Some long-term FACE experiments that support this finding have provided the following mechanisms: photosynthetic acclimation may be more limited by other nutrients (e.g. phosphorous, potassium, or magnesium) than nitrogen; plants are already adapted to low nitrogen and therefore are not as responsive to nitrogen addition (Lee et al., 2011; Pastore et al., 2019). More importantly, we found that nitrogen utilization would become the primary mechanism responsible for PAC with increased soil nitrogen availability (Figure S3). These additional results imply that the primary mechanism responsible for PAC can change with nutrient conditions and experimental durations.

4.3 | Implications for PNUE-driven photosynthetic acclimation

Plant PNUE is considered to be a vital leaf trait to characterize photosynthetic capacity. A nearly 40-fold interspecific difference in leaf PNUE has been reported in the Glopnet dataset (Wright et al., 2004). Here, we first quantified the acclimation of PNUE to $e\text{CO}_2$, which also varied dramatically in direction and magnitude among species. We then demonstrated that the leaf PNUE acclimation drives interspecific differences in photosynthetic CO_2 acclimation (Figure 4). This evidence argues for increased focus on the mechanisms responsible for PNUE acclimation. Variation in PNUE can be attributed to mesophyll conductance, stomatal conductance and the fraction of nitrogen allocated to Rubisco (Hikosaka, 2004; Onoda et al., 2017). In our study, we provided overwhelming evidence of a decline in PNUE (Figure 1). The previous studies are mainly focused on linking photosynthesis and leaf nitrogen allocation under $e\text{CO}_2$ (Sharwood et al., 2017). After systematic investigation, we indeed found a lower fraction of nitrogen allocated to Rubisco for $e\text{CO}_2$ -grown plants (Figure S5), which indicates a reallocation of leaf nitrogen from photosynthetic to non-photosynthetic functions (Choi et al., 2017; Lei et al., 2012). However, the contributions of mesophyll conductance and stomatal conductance to $e\text{CO}_2$ -induced decline in PNUE remain to be further explored.

Our finding of PNUE-driven photosynthetic CO_2 acclimation forces us to pay attention to more mechanistic processes that

influence leaf photosynthetic biochemistry. First, leaf nitrogen allocation between photosynthetic and non-photosynthetic components as well as among photosynthetic apparatus should be considered to better represent leaf nitrogen utilization across species (Luo et al., 2021). Second, $e\text{CO}_2$ -induced variation in PNUE would motivate the application of a flexible nitrogen allocation strategy, which is commonly set as fixed parameters in many ecosystem models (Ali et al., 2016). Third, except for leaf nitrogen, environmentally regulated biophysical constraints and light availability are especially important for photosynthetic capacity (Smith et al., 2019). Therefore, more theoretical frameworks that consider environmental and plant morphological influences on photosynthetic traits rather than simple empirical relationships should be used to reform new photosynthetic models (Wang et al., 2017).

5 | CONCLUSIONS

Our results demonstrate a nitrogen-driven photosynthetic CO_2 acclimation across terrestrial plants, which is phylogenetically independent. The nitrogen-driven PAC is characterized by a trade-off between nitrogen acquisition via the change in N_m and utilization as indicated by PNUE. These findings have several implications for understanding and modeling PAC for terrestrial plants. First, the lack of phylogenetic signal in PAC across species indicates that the acclimation of leaf traits driving photosynthesis is largely shaped by environmental constraints rather than genetic differences. The robustness of this finding needs to be further validated with other available datasets, although some previous studies have reached similar conclusions (Liu et al., 2022; Stotz et al., 2021). Second, the physiological causes for the conceptual parameter PNUE in acclimation to rising atmospheric CO_2 are still controversial, due to challenges associated with its direct measurement. Recent advances in plant trait compilation, isotope labeling technique, and high-resolution remote sensing data provide a unique opportunity to explore within-leaf nitrogen allocation that determines PNUE for a wide range of species (Li et al., 2022; Luo et al., 2021). Third, the differential response of plants under nitrogen addition indicates the urgent need to investigate the role of plant-available nitrogen in determining the primary PAC mechanisms, especially considering the widespread declining nitrogen availability in terrestrial ecosystems (Mason et al., 2022). Fourth, multiple processes have been developed to determine plant photosynthetic capacity acclimation in Earth system models (Smith & Dukes, 2013). The models that use either the nitrogen limitation hypothesis (Luo et al., 2004) or the optimal nitrogen allocation theory (Thomas et al., 2015; Wieder et al., 2019) should further consider the trade-off between nitrogen acquisition and utilization in explaining PAC mechanisms across plant species. Lastly, our updated PAC model can be used to explore the mechanisms responsible for photosynthetic acclimation to other global environmental changes (e.g., warming and drought), which are equally important for predicting future

biosphere-atmosphere feedback. Overall, our results provide quantitative insights into the mechanisms influencing PAC, and suggest a high priority to explore nitrogen utilization strategies of global vegetation.

AUTHOR CONTRIBUTIONS

Erqian Cui and Jianyang Xia devised and conducted the analysis. Erqian Cui collected the dataset and drafted the first manuscript. Yiqi Luo and Jianyang Xia provided critical suggestions on the method and results. All authors contributed to the writing and revising of the manuscript.

ACKNOWLEDGMENTS

This work was financially supported by the Fellowship of China Postdoctoral Science Foundation (2022T150216), Shanghai Pilot Program for Basic Research (TQ20220102), and Shanghai Key Lab for Urban Ecological Processes and Eco-Restoration (SHUES2021B03).

CONFLICT OF INTEREST STATEMENT

The authors declare no competing interests.

DATA AVAILABILITY STATEMENT

The data that support the findings of this study are openly available in figshare at <https://doi.org/10.6084/m9.figshare.22297978>.

ORCID

Erqian Cui  <https://orcid.org/0000-0002-2639-5069>

Jianyang Xia  <https://orcid.org/0000-0001-5923-6665>

Yiqi Luo  <https://orcid.org/0000-0002-4556-0218>

REFERENCES

- Ainsworth, E. A., & Long, S. P. (2005). What have we learned from 15 years of free-air CO_2 enrichment (FACE)? A meta-analytic review of the responses of photosynthesis, canopy properties and plant production to rising CO_2 . *New Phytologist*, 165(2), 351–372. <https://doi.org/10.1111/j.1469-8137.2004.01224.x>
- Ainsworth, E. A., & Rogers, A. (2007). The response of photosynthesis and stomatal conductance to rising $[\text{CO}_2]$: Mechanisms and environmental interactions. *Plant, Cell & Environment*, 30(3), 258–270. <https://doi.org/10.1111/j.1365-3040.2007.01641.x>
- Ali, A. A., Xu, C., Rogers, A., Fisher, R. A., Wullschlegel, S. D., Massoud, E. C., Vrugt, J. A., Muss, J. D., McDowell, N. G., Fisher, J. B., Reich, P. B., & Wilson, C. J. (2016). A global scale mechanistic model of photosynthetic capacity (LUNA V1. 0). *Geoscientific Model Development*, 9(2), 587–606. <https://doi.org/10.5194/gmd-9-587-2016>
- Blomberg, S. P., Garland, T., Jr., & Ives, A. R. (2003). Testing for phylogenetic signal in comparative data: Behavioral traits are more labile. *Evolution*, 57(4), 717–745. <https://doi.org/10.1111/j.0014-3820.2003.tb00285.x>
- Byeon, S., Song, W., Park, M., Kim, S., Kim, S., Lee, H., Jeon, J., Kim, K., Lee, M., Lim, H., Han, S. H., Oh, C., & Kim, H. S. (2021). Down-regulation of photosynthesis and its relationship with changes in leaf N allocation and N availability after long-term exposure to elevated CO_2 concentration. *Journal of Plant Physiology*, 265, 153489. <https://doi.org/10.1016/j.jplph.2021.153489>
- Chen, C., Riley, W. J., Prentice, I. C., & Keenan, T. F. (2022). CO_2 fertilization of terrestrial photosynthesis inferred from site to global scales. *Proceedings of the National Academy of Sciences of the United States of America*, 119(12), 32113–32120. <https://doi.org/10.1073/pnas.2112111119>

- States of America*, 119(10), e2115627119. <https://doi.org/10.1073/pnas.2115627119>
- Chen, S., Wang, W., Xu, W., Wang, Y., Wan, H., Chen, D., Tang, Z., Tang, X., Zhou, G., Xie, Z., Zhou, D., Shangguan, Z., Huang, J., He, J. S., Wang, Y., Sheng, J., Tang, L., Li, X., Dong, M., ... Bai, Y. (2018). Plant diversity enhances productivity and soil carbon storage. *Proceedings of the National Academy of Sciences of the United States of America*, 115(16), 4027–4032. <https://doi.org/10.1073/pnas.1700298114>
- Choi, D., Watanabe, Y., Guy, R. D., Sugai, T., Toda, H., & Koike, T. (2017). Photosynthetic characteristics and nitrogen allocation in the black locust (*Robinia pseudoacacia* L.) grown in a FACE system. *Acta Physiologiae Plantarum*, 39(3), 1–12. <https://doi.org/10.1007/s11738-017-2366-0>
- Crous, K. Y., Reich, P. B., Hunter, M. D., & Ellsworth, D. S. (2010). Maintenance of leaf N controls the photosynthetic CO₂ response of grassland species exposed to 9 years of free-air CO₂ enrichment. *Global Change Biology*, 16(7), 2076–2088. <https://doi.org/10.1111/j.1365-2486.2009.02058.x>
- Crous, K. Y., Walters, M. B., & Ellsworth, D. S. (2008). Elevated CO₂ concentration affects leaf photosynthesis–nitrogen relationships in *Pinus taeda* over nine years in FACE. *Tree Physiology*, 28(4), 607–614. <https://doi.org/10.1093/treephys/28.4.607>
- Cui, E., Weng, E., Yan, E., & Xia, J. (2020). Robust leaf trait relationships across species under global environmental changes. *Nature Communications*, 11(1), 2999. <https://doi.org/10.1038/s41467-020-16839-9>
- Dusenge, M. E., Madhavji, S., & Way, D. A. (2020). Contrasting acclimation responses to elevated CO₂ and warming between an evergreen and a deciduous boreal conifer. *Global Change Biology*, 26(6), 3639–3657. <https://doi.org/10.1111/gcb.15084>
- Farquhar, G. D., von Caemmerer, S. V., & Berry, J. A. (1980). A biochemical model of photosynthetic CO₂ assimilation in leaves of C₃ species. *Planta*, 149(1), 78–90. <https://doi.org/10.1007/BF00386231>
- Feng, Z., Rütting, T., Pleijel, H., Wallin, G., Reich, P. B., Kammann, C. I., Newton, P. C., Kobayashi, K., Luo, Y., & Uddling, J. (2015). Constraints to nitrogen acquisition of terrestrial plants under elevated CO₂. *Global Change Biology*, 21(8), 3152–3168. <https://doi.org/10.1111/gcb.12938>
- Field, C. (1983). Allocating leaf nitrogen for the maximization of carbon gain: Leaf age as a control on the allocation program. *Oecologia*, 56, 341–347. <https://doi.org/10.1007/BF00379710>
- Flexas, J., & Carriqui, M. (2020). Photosynthesis and photosynthetic efficiencies along the terrestrial plant's phylogeny: Lessons for improving crop photosynthesis. *The Plant Journal*, 101(4), 964–978. <https://doi.org/10.1111/tjp.14651>
- Friedlingstein, P., O'Sullivan, M., Jones, M. W., Andrew, R. M., Gregor, L., Hauck, J., Le Quéré, C., Luijckx, I. T., Olsen, A., Peters, G. P., Peters, W., Pongratz, J., Schwingshackl, C., Sitch, S., Canadell, J. G., Ciais, P., Jackson, R. B., Alin, S. R., Alkama, R., ... Zheng, B. (2022). Global carbon budget 2022. *Earth System Science Data*, 14(11), 4811–4900. <https://doi.org/10.5194/essd-14-4811-2022>
- Gago, J., Carriqui, M., Nadal, M., Clemente-Moreno, M. J., Coopman, R. E., Fernie, A. R., & Flexas, J. (2019). Photosynthesis optimized across land plant phylogeny. *Trends in Plant Science*, 24(10), 947–958. <https://doi.org/10.1016/j.tplants.2019.07.002>
- Gardiner, E. S., Löf, M., O'Brien, J. J., Stanturf, J. A., & Madsen, P. (2009). Photosynthetic characteristics of *Fagus sylvatica* and *Quercus robur* established for stand conversion from *Picea abies*. *Forest Ecology and Management*, 258(5), 868–878. <https://doi.org/10.1016/j.foreco.2009.03.022>
- Ghildiyal, M. C., & Sharma-Natu, P. (2000). Photosynthetic acclimation to rising atmospheric carbon dioxide concentration. *Indian Journal of Experimental Biology*, 38(10), 961–966. <http://nopr.niscpr.res.in/handle/123456789/24098>
- Gunderson, C. A., & Wullschlegel, S. D. (1994). Photosynthetic acclimation in trees to rising atmospheric CO₂: A broader perspective. *Photosynthesis Research*, 39(3), 369–388. <https://doi.org/10.1007/BF00014592>
- Halpern, M., Bar-Tal, A., Lugassi, N., Egbaria, A., Granot, D., & Yermiyahu, U. (2019). The role of nitrogen in photosynthetic acclimation to elevated [CO₂] in tomatoes. *Plant and Soil*, 434(1), 397–411. <https://doi.org/10.1007/s11104-018-3857-5>
- Harley, P. C., Thomas, R. B., Reynolds, J. F., & Strain, B. R. (1992). Modelling photosynthesis of cotton grown in elevated CO₂. *Plant, Cell & Environment*, 15(3), 271–282. <https://doi.org/10.1111/j.1365-3040.1992.tb00974.x>
- Haverd, V., Smith, B., Canadell, J. G., Cuntz, M., Mikaloff-Fletcher, S., Farquhar, G., Woodgate, W., Briggs, P. R., & Trudinger, C. M. (2020). Higher than expected CO₂ fertilization inferred from leaf to global observations. *Global Change Biology*, 26(4), 2390–2402. <https://doi.org/10.1111/gcb.14950>
- Hikosaka, K. (2004). Interspecific difference in the photosynthesis–nitrogen relationship: Patterns, physiological causes, and ecological importance. *Journal of Plant Research*, 117(6), 481–494. <https://doi.org/10.1007/s10265-004-0174-2>
- Hungate, B. A., Dukes, J. S., Shaw, M. R., Luo, Y., & Field, C. B. (2003). Nitrogen and climate change. *Science*, 302(5650), 1512–1513. <https://doi.org/10.1038/ncomms3934>
- Jin, Y., & Qian, H. (2019). V. PhyloMaker: An R package that can generate very large phylogenies for vascular plants. *Ecography*, 42(8), 1353–1359. <https://doi.org/10.1111/ecog.04434>
- Kattge, J., Knorr, W., Raddatz, T., & Wirth, C. (2009). Quantifying photosynthetic capacity and its relationship to leaf nitrogen content for global-scale terrestrial biosphere models. *Global Change Biology*, 15(4), 976–991. <https://doi.org/10.1111/j.1365-2486.2008.01744.x>
- Kembel, S. W., & Cahill, J. F., Jr. (2005). Plant phenotypic plasticity belowground: A phylogenetic perspective on root foraging trade-offs. *The American Naturalist*, 166(2), 216–230. <https://doi.org/10.1086/431287>
- Kitaoka, S., Matsuki, S., Kitao, M., Tobita, H., Utsugi, H., Maruyama, Y., & Koike, T. (2016). The photosynthetic response of four seral deciduous broad-leaved tree seedlings grown under elevated CO₂ concentrations. *Journal of Agricultural Meteorology*, 72(1), 43–49. <https://doi.org/10.2480/agrmet.D-14-00016>
- Leakey, A. D., Ainsworth, E. A., Bernacchi, C. J., Rogers, A., Long, S. P., & Ort, D. R. (2009). Elevated CO₂ effects on plant carbon, nitrogen, and water relations: Six important lessons from FACE. *Journal of Experimental Botany*, 60(10), 2859–2876. <https://doi.org/10.1093/jxb/erp096>
- Lee, T. D., Barrott, S. H., & Reich, P. B. (2011). Photosynthetic responses of 13 grassland species across 11 years of free-air CO₂ enrichment is modest, consistent and independent of N supply. *Global Change Biology*, 17(9), 2893–2904. <https://doi.org/10.1111/j.1365-2486.2011.02435.x>
- Lee, T. D., Tjoelker, M. G., Ellsworth, D. S., & Reich, P. B. (2001). Leaf gas exchange responses of 13 prairie grassland species to elevated CO₂ and increased nitrogen supply. *New Phytologist*, 150(2), 405–418. <https://doi.org/10.1046/j.1469-8137.2001.00095.x>
- Lei, Y. B., Wang, W. B., Feng, Y. L., Zheng, Y. L., & Gong, H. D. (2012). Synergistic interactions of CO₂ enrichment and nitrogen deposition promote growth and ecophysiological advantages of invading *Eupatorium adenophorum* in Southwest China. *Planta*, 236(4), 1205–1213. <https://doi.org/10.1007/s00425-012-1678-y>
- Li, D., Chen, J. M., Yan, Y., Zheng, H., Yao, X., Zhu, Y., Cao, W., & Cheng, T. (2022). Estimating leaf nitrogen content by coupling a nitrogen allocation model with canopy reflectance. *Remote Sensing of Environment*, 283, 113314. <https://doi.org/10.1016/j.rse.2022.113314>
- Liang, J., Crowther, T. W., Picard, N., Wiser, S., Zhou, M., Alberti, G., Schulze, E. D., McGuire, A., Bozzato, F., Pretzsch, H., de-Miguel, S., Paquette, A., Hérault, B., Scherer-Lorenzen, M., Barrett, C. B., Glick, H. B., Hengeveld, G. M., Nabuurs, G. J., Pfautsch, S., ...

- Reich, P. B. (2016). Positive biodiversity-productivity relationship predominant in global forests. *Science*, 354(6309), aaf8957. <https://doi.org/10.1126/science.aaf8957>
- Liberloo, M., Tulva, I., Raim, O., Kull, O., & Ceulemans, R. (2007). Photosynthetic stimulation under long-term CO₂ enrichment and fertilization is sustained across a closed *Populus* canopy profile (EUROFACE). *New Phytologist*, 173(3), 537–549. <https://doi.org/10.1111/j.1469-8137.2006.01926.x>
- Liu, H., Ye, Q., Simpson, K. J., Cui, E., & Xia, J. (2022). Can evolutionary history predict plant plastic responses to climate change? *New Phytologist*, 235(3), 1260–1271. <https://doi.org/10.1111/nph.18194>
- Luo, X., Keenan, T. F., Chen, J. M., Croft, H., Colin Prentice, I., Smith, N. G., Walker, A. P., Wang, H., Wang, R., Xu, C., & Zhang, Y. (2021). Global variation in the fraction of leaf nitrogen allocated to photosynthesis. *Nature Communications*, 12(1), 4866. <https://doi.org/10.1038/s41467-021-25163-9>
- Luo, Y., Field, C. B., & Mooney, H. A. (1994). Predicting responses of photosynthesis and root fraction to elevated [CO₂]: Interactions among carbon, nitrogen, and growth. *Plant, Cell & Environment*, 17(11), 1195–1204. <https://doi.org/10.1111/j.1365-3040.1994.tb02017.x>
- Luo, Y., Su, B. O., Currie, W. S., Dukes, J. S., Finzi, A., Hartwig, U., Hungate, B., McMurtrie, R. E., Oren, R., Parton, W. J., Pataki, D. E., Shaw, M. R., Zak, D. R., & Field, C. B. (2004). Progressive nitrogen limitation of ecosystem responses to rising atmospheric carbon dioxide. *Bioscience*, 54(8), 731–739. [https://doi.org/10.1641/0006-3568\(2004\)054\[0731:PNLOER\]2.0.CO;2](https://doi.org/10.1641/0006-3568(2004)054[0731:PNLOER]2.0.CO;2)
- Mason, R. E., Craine, J. M., Lany, N. K., Jonard, M., Ollinger, S. V., Groffman, P. M., Fulweiler, R. W., Angerer, J., Read, Q. D., Reich, P. B., Templer, P. H., & Elmore, A. J. (2022). Evidence, causes, and consequences of declining nitrogen availability in terrestrial ecosystems. *Science*, 376(6590), 261–272. <https://doi.org/10.1126/science.abh3767>
- Medlyn, B. E., Badeck, F. W., De Pury, D. G. G., Barton, C. V. M., Broadmeadow, M., Ceulemans, R., De Angelis, P., Forstreuter, M., Jach, M. E., Kellomaki, S., Laitat, E., Marek, M., Philippot, S., Rey, A., Strassmeyer, J., Laitinen, K., Liozon, R., Portier, B., Roberntz, P., ... Jstbid, P. G. (1999). Effects of elevated [CO₂] on photosynthesis in European forest species: A meta-analysis of model parameters. *Plant, Cell & Environment*, 22(12), 1475–1495. <https://doi.org/10.1046/j.1365-3040.1999.00523.x>
- Onoda, Y., Wright, I. J., Evans, J. R., Hikosaka, K., Kitajima, K., Niinemets, Ü., Poorter, H., Tosens, T., & Westoby, M. (2017). Physiological and structural trade-offs underlying the leaf economics spectrum. *New Phytologist*, 214(4), 1447–1463. <https://doi.org/10.1111/nph.14496>
- Pagel, M. (1999). Inferring the historical patterns of biological evolution. *Nature*, 401(6756), 877–884. <https://doi.org/10.1038/44766>
- Pastore, M. A., Lee, T. D., Hobbie, S. E., & Reich, P. B. (2019). Strong photosynthetic acclimation and enhanced water-use efficiency in grassland functional groups persist over 21 years of CO₂ enrichment, independent of nitrogen supply. *Global Change Biology*, 25(9), 3031–3044. <https://doi.org/10.1111/gcb.14714>
- Peterson, A. G., Ball, J. T., Luo, Y., Field, C. B., Curtis, P. S., Griffin, K. L., Gunderson, C. A., Norby, R. J., Tissue, D. T., Forstreuter, M., Rey, A., Vogel, C. S., & Participants, C. (1999). Quantifying the response of photosynthesis to changes in leaf nitrogen content and leaf mass per area in plants grown under atmospheric CO₂ enrichment. *Plant, Cell & Environment*, 22(9), 1109–1119. <https://doi.org/10.1046/j.1365-3040.1999.00489.x>
- Peterson, A. G., Ball, J. T., Luo, Y., Field, C. B., Reich, P. B., Curtis, P. S., Griffin, K. L., Gunderson, C. A., Norby, R. J., Tissue, D. T., Forstreuter, M., Rey, A., Vogel, C. S., & Participants, C. (1999). The photosynthesis-leaf nitrogen relationship at ambient and elevated atmospheric carbon dioxide: A meta-analysis. *Global Change Biology*, 5(3), 331–346. <https://doi.org/10.1046/j.1365-2486.1999.00234.x>
- Quebbeman, J. A., & Ramirez, J. A. (2016). Optimal allocation of leaf-level nitrogen: Implications for covariation of V_{max} and J_{max} and photosynthetic downregulation. *Journal of Geophysical Research: Biogeosciences*, 121(9), 2464–2475. <https://doi.org/10.1002/2016JG003473>
- Revell, L. J. (2012). phytools: An R package for phylogenetic comparative biology (and other things). *Methods in Ecology and Evolution*, 2, 217–223. <https://doi.org/10.1111/j.2041-210X.2011.00169.x>
- Shao, J., Yuan, T., Li, Z., Li, N., Liu, H., Bai, S. H., Xia, J., Lu, M., & Zhou, X. (2019). Plant evolutionary history mainly explains the variance in biomass responses to climate warming at a global scale. *New Phytologist*, 222(3), 1338–1351. <https://doi.org/10.1111/nph.15695>
- Sharwood, R. E., Crous, K. Y., Whitney, S. M., Ellsworth, D. S., & Ghanoum, O. (2017). Linking photosynthesis and leaf N allocation under future elevated CO₂ and climate warming in *Eucalyptus globulus*. *Journal of Experimental Botany*, 68(5), 1157–1167. <https://doi.org/10.1093/jxb/erw484>
- Smith, N. G., & Dukes, J. S. (2013). Plant respiration and photosynthesis in global-scale models: Incorporating acclimation to temperature and CO₂. *Global Change Biology*, 19(1), 45–63. <https://doi.org/10.1111/j.1365-2486.2012.02797.x>
- Smith, N. G., & Keenan, T. F. (2020). Mechanisms underlying leaf photosynthetic acclimation to warming and elevated CO₂ as inferred from least-cost optimality theory. *Global Change Biology*, 26(9), 5202–5216. <https://doi.org/10.1111/gcb.15212>
- Smith, N. G., Keenan, T. F., Colin Prentice, I., Wang, H., Wright, I. J., Niinemets, Ü., Crous, K. Y., Domingues, T. F., Guerrieri, R., Yoko Ishida, F., Kattge, J., Kruger, E. L., Maire, V., Rogers, A., Serbin, S. P., Tarvainen, L., Togashi, H. F., Townsend, P. A., Wang, M., ... Zhou, S. X. (2019). Global photosynthetic capacity is optimized to the environment. *Ecology Letters*, 22(3), 506–517. <https://doi.org/10.1111/ele.13210>
- Stotz, G. C., Salgado-Luarte, C., Escobedo, V. M., Valladares, F., & Gianoli, E. (2021). Global trends in phenotypic plasticity of plants. *Ecology Letters*, 24(10), 2267–2281. <https://doi.org/10.1111/ele.13827>
- Sweeney, C. J., de Vries, F. T., van Dongen, B. E., & Bardgett, R. D. (2021). Root traits explain rhizosphere fungal community composition among temperate grassland plant species. *New Phytologist*, 229(3), 1492–1507. <https://doi.org/10.1111/nph.16976>
- Terrer, C., Vicca, S., Stocker, B. D., Hungate, B. A., Phillips, R. P., Reich, P. B., Finzi, A. C., & Prentice, I. C. (2018). Ecosystem responses to elevated CO₂ governed by plant-soil interactions and the cost of nitrogen acquisition. *New Phytologist*, 217(2), 507–522. <https://doi.org/10.1111/nph.14872>
- Thomas, R. Q., Brookshire, E. J., & Gerber, S. (2015). Nitrogen limitation on land: How can it occur in earth system models? *Global Change Biology*, 21(5), 1777–1793. <https://doi.org/10.1111/gcb.12813>
- Valladares, F., Gianoli, E., & Gómez, J. M. (2007). Ecological limits to plant phenotypic plasticity. *New Phytologist*, 176(4), 749–763. <https://doi.org/10.1111/j.1469-8137.2007.02275.x>
- Walker, A. P., de Kauwe, M. G., Bastos, A., Belmecheri, S., Georgiou, K., Keeling, R. F., McMahon, S., Medlyn, B. E., Moore, D. J. P., Norby, R. J., Zaehle, S., Anderson-Teixeira, K. J., Battipaglia, G., Brienen, R. J. W., Cabugao, K. G., Cailleret, M., Campbell, E., Canadell, J. G., Ciais, P., ... Zuidema, P. A. (2021). Integrating the evidence for a terrestrial carbon sink caused by increasing atmospheric CO₂. *New Phytologist*, 229(5), 2413–2445. <https://doi.org/10.1111/nph.16866>
- Wang, H., Prentice, I. C., Keenan, T. F., Davis, T. W., Wright, I. J., Cornwell, W. K., Evans, B. J., & Peng, C. (2017). Towards a universal model for carbon dioxide uptake by plants. *Nature Plants*, 3, 734–741. <https://doi.org/10.1038/s41477-017-0006-8>
- Wang, L., Zheng, J., Wang, G., & Dang, Q. L. (2022). Increased leaf area compensated photosynthetic downregulation in response to elevated CO₂ and warming in white birch. *Canadian Journal of Forest Research*, 52(8), 1176–1185. <https://doi.org/10.1139/cjfr-2022-0076>

- Wang, S., Zhang, Y., Ju, W., Chen, J. M., Ciais, P., Cescatti, A., Sardans, J., Janssens, I. A., Wu, M., Berry, J. A., Campbell, E., Fernández-Martínez, M., Alkama, R., Sitch, S., Friedlingstein, P., Smith, W. K., Yuan, W., He, W., Lombardozzi, D., ... Peñuelas, J. (2020). Recent global decline of CO₂ fertilization effects on vegetation photosynthesis. *Science*, 370(6522), 1295–1300. <https://doi.org/10.1126/science.abb7772>
- Warren, J. M., Jensen, A. M., Medlyn, B. E., Norby, R. J., & Tissue, D. T. (2015). Carbon dioxide stimulation of photosynthesis in *Liquidambar styraciflua* is not sustained during a 12-year field experiment. *AoB Plants*, 7, plu074. <https://doi.org/10.1093/aobpla/plu074>
- Wieder, W. R., Lawrence, D. M., Fisher, R. A., Bonan, G. B., Cheng, S. J., Goodale, C. L., Grandy, A. S., Koven, C. D., Lombardozzi, D. L., Oleson, K. W., & Thomas, R. Q. (2019). Beyond static benchmarking: Using experimental manipulations to evaluate land model assumptions. *Global Biogeochemical Cycles*, 33(10), 1289–1309. <https://doi.org/10.1029/2018GB006141>
- Wright, I. J., Reich, P. B., Westoby, M., Ackerly, D. D., Baruch, Z., Bongers, F., Cavender-Bares, J., Chapin, T., Cornelissen, J. H. C., Diemer, M., Flexas, J., Garnier, E., Groom, P. K., Gulias, J., Hikosaka, K., Lamont, B. B., Lee, T., Lee, W., Lusk, C., ... Villar, R. (2004). The worldwide leaf economics spectrum. *Nature*, 428(6985), 821–827. <https://doi.org/10.1038/nature02403>
- Yin, X. (2002). Responses of leaf nitrogen concentration and specific leaf area to atmospheric CO₂ enrichment: A retrospective synthesis across 62 species. *Global Change Biology*, 8(7), 631–642. <https://doi.org/10.1046/j.1365-2486.2002.00497.x>

SUPPORTING INFORMATION

Additional supporting information can be found online in the Supporting Information section at the end of this article.

How to cite this article: Cui, E., Xia, J., & Luo, Y. (2023).

Nitrogen use strategy drives interspecific differences in plant photosynthetic CO₂ acclimation. *Global Change Biology*, 29, 3667–3677. <https://doi.org/10.1111/gcb.16706>